



# ELF RENAULT CLIO CUP

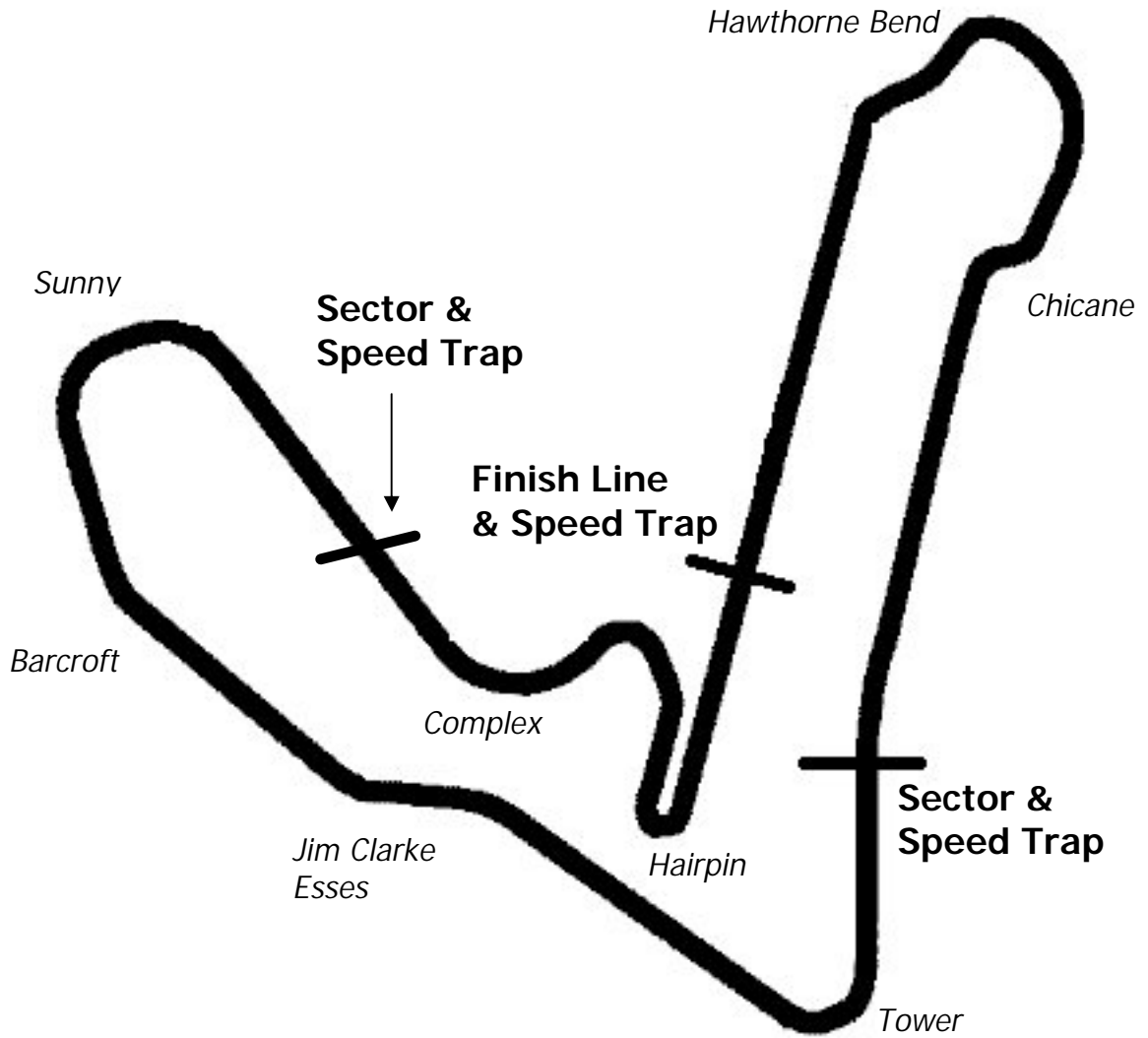
**Rounds 7 & 8  
Croft**

**2nd & 3rd June 2007**



**Results Provided by MST Sports Timing Ltd**  
***[www.msttiming.com](http://www.msttiming.com)***

# CROFT



Circuit Length – 2.127 miles

# ELF Renault Clio Cup

## QUALIFYING - RACE 1 - CLASSIFICATION

POS	NO	CL	NAME	NAT	ENTRY	TIME	ON	LAPS	GAP	DIFF	MPH
1	5		<b>Philip HOUSE</b>	GBR	PH Motorsport	<b>1:33.381</b>	2	8			81.92
2	9		<b>Jonathan FILDES</b>	IRL	Total Control Racing	<b>1:33.403</b>	3	6	<b>0.022</b>	0.022	81.90
3	25		<b>Robert LAWSON</b>	GBR	JHR Development	<b>1:33.446</b>	1	8	<b>0.065</b>	0.043	81.86
4	49		<b>Chris DYMOND</b>	GBR	Robertshaw Racing	<b>1:33.572</b>	7	7	<b>0.191</b>	0.126	81.75
5	34		<b>Martin BYFORD</b>	GBR	Z Speed Racing	<b>1:33.695</b>	3	9	<b>0.314</b>	0.123	81.65
6	24		<b>Michael DOYLE</b>	GBR	In Tune with Robertshaw Racing	<b>1:33.934</b>	6	7	<b>0.553</b>	0.239	81.44
7	18		<b>Mark SPELLER</b>	GBR	Full Speed Racing	<b>1:33.969</b>	8	8	<b>0.588</b>	0.035	81.41
8	66		<b>Andrew BENTLEY</b>	GBR	Double Six Racing	<b>1:34.224</b>	4	8	<b>0.843</b>	0.255	81.19
9	22		<b>Carl BRADLEY</b>	GBR	Coastal Racing	<b>1:34.427</b>	7	9	<b>1.046</b>	0.203	81.01
10	8		<b>Alex MACDOWALL</b>	GBR	Total Control Racing	<b>1:34.443</b>	4	6	<b>1.062</b>	0.016	81.00
11	44		<b>Jamie CLELAND</b>	GBR	Cleland Motorsport	<b>1:34.457</b>	3	6	<b>1.076</b>	0.014	80.99
12	1		<b>James WILLIAMS</b>	GBR	Total Control Racing	<b>1:34.680</b>	4	6	<b>1.299</b>	0.223	80.80
13	10		<b>Ciaran BUTLER</b>	GBR	Full Speed Racing	<b>1:34.732</b>	5	7	<b>1.351</b>	0.052	80.75
14	19		<b>Ant SCRAGG</b>	GBR	Full Speed Racing	<b>1:34.832</b>	7	8	<b>1.451</b>	0.100	80.67
15	32		<b>Alan TAYLOR</b>	GBR	Robertshaw Racing	<b>1:34.993</b>	3	9	<b>1.612</b>	0.161	80.53
16	36		<b>Chris LAW</b>	GBR	Team Pyro	<b>1:35.281</b>	5	8	<b>1.900</b>	0.288	80.29
17	46		<b>Robert GAFFNEY</b>	GBR	EPS UK with IDL Racing Services	<b>1:35.691</b>	3	8	<b>2.310</b>	0.410	79.94
18	11		<b>Martin JOHNSTON</b>	GBR	Full Speed Racing	<b>1:36.045</b>	7	8	<b>2.664</b>	0.354	79.65
19	50		<b>Steve COLLISON</b>	GBR	Collison Racing	<b>1:36.991</b>	6	8	<b>3.610</b>	0.946	78.87

Weather / Track : Sunny / Dry

These results are provisional until the conclusion of any judicial and technical matters.

Croft  
Circuit Length = 2.1251 miles  
Start: 13:57 End: 14:13

Clerk of Course :		Timekeeper :
-------------------	--	--------------

# ELF Renault Clio Cup

## QUALIFYING - RACE 1 - SECTOR ANALYSIS

<b>1</b>	<b>James WILLIAMS</b>					<b>Total Control Racing</b>									
1	31.297	101.2	40.578	89.8	In	5:12.567 P	4	29.354	104.4	<b>38.892</b>	91.2	26.434	87.3	<b>1:34.680</b>	
2		Out 89.8	43.507	81.4	27.076	87.5	1:43.145	5	<b>29.175</b>	<b>105.0</b>	39.108	90.9	26.566	87.7	1:34.849
3	29.383	104.5	39.007	91.3	<b>26.367</b>	<b>87.8</b>	1:34.757	6	29.311	104.5	39.062	<b>91.9</b>	26.569	87.7	1:34.942
<b>5</b>	<b>Philip HOUSE</b>					<b>PH Motorsport</b>									
1	29.427	104.4	38.491	92.8	26.482	<b>89.0</b>	1:34.400	5		Out 86.3	47.229	83.9	27.466	88.4	1:45.589
2	<b>28.851</b>	<b>105.5</b>	<b>38.370</b>	<b>93.3</b>	<b>26.160</b>	88.2	<b>1:33.381</b>	6	29.557	102.9	43.461	83.7	27.052	88.3	1:40.070
3	34.938	92.1	41.272	90.0	26.560	88.4	1:42.770	7	29.131	104.9	38.472	92.1	26.464	88.2	1:34.067
4	29.227	104.9	39.121	75.2		In	3:12.598 P	8	29.164	104.7	38.519	91.2	26.652	88.4	1:34.335
<b>8</b>	<b>Alex MACDOWALL</b>					<b>Total Control Racing</b>									
1	30.423	99.3	39.611	90.9	In	5:05.384 P	4	29.224	<b>105.5</b>	<b>38.475</b>	<b>92.3</b>	26.744	86.9	<b>1:34.443</b>	
2		Out 102.8	39.315	91.9	27.161	87.4	1:37.137	5	29.180	104.5	39.971	84.6	26.822	<b>87.7</b>	1:35.973
3	29.219	104.5	38.766	90.8	<b>26.472</b>	87.2	1:34.457	6	<b>29.124</b>	104.9	38.748	92.2	26.789	87.3	1:34.661
<b>9</b>	<b>Jonathan FILDES</b>					<b>Total Control Racing</b>									
1	30.540	99.9	39.682	91.4	In	5:17.165 P	4	<b>28.877</b>	<b>105.2</b>	<b>38.323</b>	<b>92.3</b>	26.533	88.0	1:33.733	
2		Out 96.8	44.273	71.7	28.156	<b>89.2</b>	1:46.128	5	29.339	104.0	38.394	92.2	26.344	88.0	1:34.077
3	28.935	104.2	38.437	91.3	<b>26.031</b>	88.5	<b>1:33.403</b>	6	35.384	90.4	50.348	58.1	30.481	71.2	1:56.213
<b>10</b>	<b>Ciaran BUTLER</b>					<b>Full Speed Racing</b>									
1	30.737	99.9	40.397	88.7	27.597	86.9	1:38.731	5	<b>29.254</b>	<b>103.9</b>	<b>38.726</b>	92.1	26.752	87.0	<b>1:34.732</b>
2	29.681	101.8	39.185	91.8	27.062	86.8	1:35.928	6	29.289	103.4	38.790	<b>92.2</b>	27.004	86.8	1:35.083
3	29.686	101.5	39.014	91.8	<b>26.625</b>	87.3	1:35.325	7	29.459	99.6	49.488	87.7	2:31.165	0.5	1:47.237
4	38.941	71.5	49.935	61.9	32.207	<b>87.5</b>	2:01.083	8							
<b>11</b>	<b>Martin JOHNSTON</b>					<b>Full Speed Racing</b>									
1	34.763	80.7	45.776	78.7	29.782	88.0	1:50.321	5	29.821	101.7	40.011	89.8	27.265	<b>88.7</b>	1:37.097
2	30.684	100.5	40.173	90.4	27.328	88.1	1:38.185	6	29.799	102.0	<b>39.369</b>	90.2	27.521	88.4	1:36.689
3	29.838	100.8	39.730	<b>91.1</b>	27.016	87.8	1:36.584	7	<b>29.784</b>	<b>102.6</b>	39.395	<b>91.1</b>	<b>26.866</b>	88.3	<b>1:36.045</b>
4	29.969	101.4	40.040	80.6	30.341	88.3	1:40.350	8	30.129	101.8	39.693	<b>91.1</b>	27.475	88.2	1:37.297
<b>18</b>	<b>Mark SPELLER</b>					<b>Full Speed Racing</b>									
1	30.124	98.4	40.111	92.1	26.736	87.7	1:36.971	5	32.894	74.1	47.303	68.8	In		2:36.382 P
2	29.154	102.8	38.769	91.9	26.439	87.3	1:34.362	6		Out 102.3	39.060	91.3	26.781	<b>88.2</b>	1:34.837
3	29.283	<b>103.7</b>	40.070	89.1	29.350	87.5	1:38.703	7	<b>29.107</b>	102.5	38.949	91.7	26.251	87.4	1:34.307
4	29.210	102.6	38.799	91.7	26.419	87.7	1:34.428	8	29.216	102.8	<b>38.591</b>	<b>92.4</b>	<b>26.162</b>	87.8	<b>1:33.969</b>
<b>19</b>	<b>Ant SCRAGG</b>					<b>Full Speed Racing</b>									
1	31.088	96.7	41.311	91.2	28.986	84.5	1:41.385	5	29.588	102.0	38.947	92.1	<b>26.447</b>	88.2	1:34.982
2	30.750	97.1	41.161	91.2	26.986	<b>88.5</b>	1:38.897	6	36.321	66.9	55.038	68.8	27.511	88.0	1:58.870
3	29.825	102.6	39.075	91.1	26.817	87.6	1:35.717	7	<b>29.406</b>	102.9	<b>38.774</b>	<b>92.2</b>	26.652	86.8	<b>1:34.832</b>
4	29.431	102.5	38.810	91.7	26.645	88.1	1:34.886	8	29.509	<b>103.6</b>	41.196	81.5	27.983	88.4	1:38.688
<b>22</b>	<b>Carl BRADLEY</b>					<b>Coastal Racing</b>									
1	30.347	101.5	39.881	91.4	27.206	86.8	1:37.434	6	30.187	102.9	39.437	91.8	26.747	<b>87.6</b>	1:36.371
2	29.362	104.2	38.769	<b>92.3</b>	<b>26.481</b>	87.5	1:34.612	7	29.180	104.5	38.674	<b>92.3</b>	26.573	87.4	<b>1:34.427</b>
3	29.177	105.2	<b>38.670</b>	91.6	26.802	87.5	1:34.649	8	<b>29.172</b>	<b>105.4</b>	39.326	90.7	26.870	86.8	1:35.368
4	29.727	104.5	38.684	91.3	26.691	87.0	1:35.102	9	29.240	104.4	39.006	90.8	26.782	86.9	1:35.028
5	29.366	103.9	38.768	90.1	26.940	86.6	1:35.074	10							
<b>24</b>	<b>Michael DOYLE</b>					<b>In Tune with Robertshaw Racing</b>									
1	31.891	100.0	40.208	90.4	In	4:01.907 P	5	29.054	104.7	38.543	92.3	<b>26.445</b>	88.1	1:34.042	
2		Out 83.6	41.530	87.2	27.453	87.8	1:40.473	6	<b>28.916</b>	<b>106.2</b>	<b>38.344</b>	<b>93.2</b>	26.674	<b>88.2</b>	<b>1:33.934</b>
3	29.285	104.5	38.618	92.6	26.902	88.1	1:34.805	7	31.307	91.4	41.355	87.7	26.881	<b>88.2</b>	1:39.543
4	29.005	104.7	38.473	92.7	26.474	87.5	1:33.952	8							
<b>25</b>	<b>Robert LAWSON</b>					<b>JHR Development</b>									
1	29.054	104.0	38.366	<b>92.6</b>	<b>26.026</b>	88.0	<b>1:33.446</b>	5	28.956	104.5	38.429	91.7	26.147	87.4	1:33.532
2	<b>28.616</b>	104.4	38.736	89.7	26.248	88.0	1:33.600	6	30.006	102.5	39.234	92.2	26.508	<b>88.4</b>	1:35.748
3	29.026	104.2	38.794	87.7		In	3:09.080 P	7	28.905	<b>104.7</b>	38.927	91.8	26.419	88.0	1:34.251

Croft  
Circuit Length = 2.1251 miles  
Start: 13:57 End: 14:13

Weather / Track : Sunny / Dry

# ELF Renault Clio Cup

## QUALIFYING - RACE 1 - SECTOR ANALYSIS

4	Out	100.3	39.013	91.7	26.893	88.3	1:35.699	8	29.084	104.5	<b>38.258</b>	92.1	26.199	88.1	1:33.541
<b>32</b>	<b>Alan TAYLOR</b>		Robertshaw Racing												
1	30.681	96.1	39.798	91.3	26.729	87.5	1:37.208	6	35.070	88.7	40.184	<b>91.6</b>	26.916	87.6	1:42.170
2	29.573	103.4	39.473	90.8	<b>26.571</b>	87.8	1:35.617	7	29.648	103.7	39.345	<b>91.6</b>	27.025	<b>88.1</b>	1:36.018
3	<b>29.459</b>	103.1	<b>38.891</b>	90.8	26.643	87.7	<b>1:34.993</b>	8	29.850	<b>104.2</b>	40.252	90.7	26.758	87.7	1:36.860
4	29.619	103.1	38.970	90.3	27.187	87.7	1:35.776	9	30.158	102.3	39.627	84.0	30.817	78.6	1:40.602
5	30.206	95.1	44.376	77.9	30.914	84.2	1:45.496	10							
<b>34</b>	<b>Martin BYFORD</b>		Z Speed Racing												
1	29.410	102.8	38.529	<b>93.1</b>	26.303	87.3	1:34.242	6	<b>28.947</b>	105.5	<b>38.374</b>	91.8	26.503	88.2	1:33.824
2	28.959	<b>106.2</b>	38.502	92.7	26.236	87.8	1:33.697	7	29.042	104.5	38.580	91.6	26.295	87.5	1:33.917
3	29.140	104.4	38.406	92.1	<b>26.149</b>	88.0	<b>1:33.695</b>	8	29.090	104.4	39.204	88.9	27.364	88.5	1:35.658
4	29.088	105.4	38.445	91.6	26.250	87.8	1:33.783	9	29.225	104.0	38.727	90.9	26.569	88.2	1:34.521
5	36.050	72.9	49.680	72.7	28.165	<b>89.0</b>	1:53.895	10							
<b>36</b>	<b>Chris LAW</b>		Team Pyro												
1	31.240	101.5	41.461	87.5	27.619	87.7	1:40.320	5	<b>29.453</b>	103.9	<b>38.805</b>	<b>91.9</b>	<b>27.023</b>	87.6	<b>1:35.281</b>
2	30.309	103.4	39.526	90.8	27.193	87.6	1:37.028	6	29.776	103.9	38.886	89.6	27.909	87.7	1:36.571
3	29.867	103.6	39.354	86.6	27.809	87.6	1:37.030	7	29.494	<b>104.4</b>	39.205	90.1	27.396	87.6	1:36.095
4	30.255	103.2	39.189	91.1	27.112	87.7	1:36.556	8	29.752	103.2	39.046	91.6	29.390	<b>87.8</b>	1:38.188
<b>44</b>	<b>Jamie CLELAND</b>		Cleland Motorsport												
1	29.472	<b>104.5</b>	39.105	92.3	26.845	86.7	1:35.422	4	29.361	103.9	38.896	92.2	27.235	86.8	1:35.492
2	29.519	103.4	39.030	91.8	27.081	87.4	1:35.630	5	29.277	104.0	<b>38.620</b>	<b>92.7</b>	27.016	<b>87.8</b>	1:34.913
3	<b>29.253</b>	103.6	38.710	92.3	<b>26.494</b>	87.3	<b>1:34.457</b>	6	29.733	103.7	38.748	92.4	27.138	85.9	1:35.619
<b>46</b>	<b>Robert GAFFNEY</b>		EPS UK with IDL Racing Services												
1	30.860	99.3	40.378	88.8	27.329	87.6	1:38.567	5	29.407	103.2	39.413	91.6	27.034	87.7	1:35.854
2	29.748	103.4	39.527	<b>91.7</b>	27.397	88.0	1:36.672	6	29.388	103.7	40.534	87.0	In		3:01.077 P
3	<b>29.302</b>	<b>103.9</b>	<b>39.251</b>	90.3	27.138	88.1	<b>1:35.691</b>	7	Out	98.8	40.172	91.3	27.252	87.5	1:42.978
4	29.398	103.7	39.694	90.7	<b>26.852</b>	88.1	1:35.944	8	29.470	103.2	39.510	82.3	28.285	<b>88.2</b>	1:37.265
<b>49</b>	<b>Chris DYMOND</b>		Robertshaw Racing												
1	30.165	101.4	39.273	<b>92.7</b>	2:08.372	0.7	1:35.998	5	29.047	<b>104.4</b>	38.380	92.2	26.326	89.0	1:33.753
2		104.2	38.836	91.7	In		4:32.629 P	6	29.141	<b>104.4</b>	38.558	91.8	26.348	88.8	1:34.047
3	Out	102.0	38.699	92.1	26.533	88.3	1:34.611	7	<b>29.003</b>	<b>104.4</b>	<b>38.255</b>	92.4	<b>26.314</b>	<b>89.1</b>	<b>1:33.572</b>
4	29.117	103.2	38.361	92.4	26.315	88.3	1:33.793	8							
<b>50</b>	<b>Steve COLLISON</b>		Collison Racing												
1	32.009	99.3	41.327	90.7	27.728	88.1	1:41.064	5	29.994	103.4	39.848	90.1	28.194	86.6	1:38.036
2	30.005	103.7	40.091	85.1	27.676	88.0	1:37.772	6	29.949	103.9	<b>39.632</b>	<b>90.9</b>	<b>27.410</b>	87.6	<b>1:36.991</b>
3	<b>29.779</b>	<b>104.0</b>	44.349	84.9	27.598	<b>88.2</b>	1:41.726	7	29.810	103.7	39.870	88.8	27.699	87.2	1:37.379
4	29.879	103.4	40.073	90.3	27.439	87.8	1:37.391	8	30.218	102.5	39.720	90.7	27.639	87.8	1:37.577
<b>66</b>	<b>Andrew BENTLEY</b>		Double Six Racing												
1	30.951	98.1	39.184	91.8	26.376	88.4	1:36.511	5	35.199	73.0	49.159	78.4	28.474	88.9	1:52.832
2	29.348	101.5	38.822	91.7	26.433	88.5	1:34.603	6	30.499	93.6	39.202	<b>92.1</b>	26.722	88.8	1:36.423
3	29.240	103.1	38.619	90.4	26.412	88.4	1:34.271	7	<b>29.180</b>	<b>104.2</b>	39.179	90.6	26.552	88.8	1:34.911
4	29.301	103.4	<b>38.558</b>	91.2	<b>26.365</b>	88.5	<b>1:34.224</b>	8	31.148	87.7	47.657	61.9	2:06.485	0.7	1:50.652

Croft  
Circuit Length = 2.1251 miles  
Start: 13:57 End: 14:13

Weather / Track : Sunny / Dry

**ELF Renault Clio Cup**  
**QUALIFYING - RACE 1 - SPEED TRAPS**

SECTOR 1				SECTOR 2			FINISH LINE			
POS	NO	NAME	MPH	NO	NAME	MPH	NO	NAME	MPH	
1	24	Michael DOYLE	106.2	5	Philip HOUSE	93.3	9	Jonathan FILDES	89.2	
2	34	Martin BYFORD	106.2	24	Michael DOYLE	93.2	49	Chris DYMOND	89.1	
3	5	Philip HOUSE	105.5	34	Martin BYFORD	93.1	5	Philip HOUSE	89.0	
4	8	Alex MACDOWALL	105.5	44	Jamie CLELAND	92.7	34	Martin BYFORD	89.0	
5	22	Carl BRADLEY	105.4	49	Chris DYMOND	92.7	66	Andrew BENTLEY	89.0	
6	9	Jonathan FILDES	105.2	25	Robert LAWSON	92.6	11	Martin JOHNSTON	88.7	
7	1	James WILLIAMS	105.0	18	Mark SPELLER	92.4	19	Ant SCRAGG	88.5	
8	25	Robert LAWSON	104.7	8	Alex MACDOWALL	92.3	25	Robert LAWSON	88.4	
9	44	Jamie CLELAND	104.5	9	Jonathan FILDES	92.3	18	Mark SPELLER	88.2	
10	36	Chris LAW	104.4	22	Carl BRADLEY	92.3	24	Michael DOYLE	88.2	
11	49	Chris DYMOND	104.4	10	Ciaran BUTLER	92.2	46	Robert GAFFNEY	88.2	
12	32	Alan TAYLOR	104.2	19	Ant SCRAGG	92.2	50	Steve COLLISON	88.2	
13	66	Andrew BENTLEY	104.2	66	Andrew BENTLEY	92.1	32	Alan TAYLOR	88.1	
14	50	Steve COLLISON	104.0	1	James WILLIAMS	91.9	1	James WILLIAMS	87.8	
15	10	Ciaran BUTLER	103.9	36	Chris LAW	91.9	36	Chris LAW	87.8	
16	46	Robert GAFFNEY	103.9	46	Robert GAFFNEY	91.7	44	Jamie CLELAND	87.8	
17	18	Mark SPELLER	103.7	32	Alan TAYLOR	91.6	8	Alex MACDOWALL	87.7	
18	19	Ant SCRAGG	103.6	11	Martin JOHNSTON	91.1	22	Carl BRADLEY	87.6	
19	11	Martin JOHNSTON	102.6	50	Steve COLLISON	90.9	10	Ciaran BUTLER	87.5	

Weather / Track : Sunny / Dry

www.msttiming.com

Croft  
 Circuit Length = 2.1251 miles  
 Start: 13:57 End: 14:13

Printed - 14.15 Saturday, 02 June 2007

# ELF Renault Clio Cup

## QUALIFYING - RACE 1 - BEST SECTOR TIMES

SECTOR 1				SECTOR 2				SECTOR 3				IDEAL / BEST COMPARISON			
POS	NO	NAME	TIME	NO	NAME	TIME	NO	NAME	TIME	POS	NO	NAME	IDEAL	BEST	DIFF
1	25	LAWSON	28.616	49	DYMOND	38.255	25	LAWSON	26.026	1	25	LAWSON	1:32.900	1:33.446	0.546
2	5	HOUSE	28.851	25	LAWSON	38.258	9	FILDES	26.031	2	9	FILDES	1:33.231	1:33.403	0.172
3	9	FILDES	28.877	9	FILDES	38.323	34	BYFORD	26.149	3	5	HOUSE	1:33.381	1:33.381	0.000
4	24	DOYLE	28.916	24	DOYLE	38.344	5	HOUSE	26.160	4	34	BYFORD	1:33.470	1:33.695	0.225
5	34	BYFORD	28.947	5	HOUSE	38.370	18	SPELLER	26.162	5	49	DYMOND	1:33.572	1:33.572	0.000
6	49	DYMOND	29.003	34	BYFORD	38.374	49	DYMOND	26.314	6	24	DOYLE	1:33.705	1:33.934	0.229
7	18	SPELLER	29.107	8	MACDOWALL	38.475	66	BENTLEY	26.365	7	18	SPELLER	1:33.860	1:33.969	0.109
8	8	MACDOWALL	29.124	66	BENTLEY	38.558	1	WILLIAMS	26.367	8	8	MACDOWALL	1:34.071	1:34.443	0.372
9	22	BRADLEY	29.172	18	SPELLER	38.591	24	DOYLE	26.445	9	66	BENTLEY	1:34.103	1:34.224	0.121
10	1	WILLIAMS	29.175	44	CLELAND	38.620	19	SCRAGG	26.447	10	22	BRADLEY	1:34.323	1:34.427	0.104
11	66	BENTLEY	29.180	22	BRADLEY	38.670	8	MACDOWALL	26.472	11	44	CLELAND	1:34.367	1:34.457	0.090
12	44	CLELAND	29.253	10	BUTLER	38.726	22	BRADLEY	26.481	12	1	WILLIAMS	1:34.434	1:34.680	0.246
13	10	BUTLER	29.254	19	SCRAGG	38.774	44	CLELAND	26.494	13	10	BUTLER	1:34.605	1:34.732	0.127
14	46	GAFFNEY	29.302	36	LAW	38.805	32	TAYLOR	26.571	14	19	SCRAGG	1:34.627	1:34.832	0.205
15	19	SCRAGG	29.406	32	TAYLOR	38.891	10	BUTLER	26.625	15	32	TAYLOR	1:34.921	1:34.993	0.072
16	36	LAW	29.453	1	WILLIAMS	38.892	46	GAFFNEY	26.852	16	36	LAW	1:35.281	1:35.281	0.000
17	32	TAYLOR	29.459	46	GAFFNEY	39.251	11	JOHNSTON	26.866	17	46	GAFFNEY	1:35.405	1:35.691	0.286
18	50	COLLISON	29.779	11	JOHNSTON	39.369	36	LAW	27.023	18	11	JOHNSTON	1:36.019	1:36.045	0.026
19	11	JOHNSTON	29.784	50	COLLISON	39.632	50	COLLISON	27.410	19	50	COLLISON	1:36.821	1:36.991	0.170
												Perfect Lap		1:32.897	

Weather / Track : Sunny / Dry


www.msttiming.com

Croft  
Circuit Length = 2.1251 miles  
Start: 13:57 End: 14:13

Printed - 14.15 Saturday, 02 June 2007

# ELF Renault Clio Cup

## RACE 1 - GRID

ROW 10	1:36.991 50 Steve COLLISON		
ROW 9	1:35.691 46 Robert GAFFNEY	1:36.045 11 Martin JOHNSTON	
ROW 8		1:34.993 32 Alan TAYLOR	1:35.281 36 Chris LAW
ROW 7	1:34.732 10 Ciaran BUTLER	1:34.832 19 Ant SCRAGG	
ROW 6		1:34.457 44 Jamie CLELAND	1:34.680 1 James WILLIAMS
ROW 5	1:34.427 22 Carl BRADLEY	1:34.443 8 Alex MACDOWALL	
ROW 4		1:33.969 18 Mark SPELLER	1:34.224 66 Andrew BENTLEY
ROW 3	1:33.695 34 Martin BYFORD	1:33.934 24 Michael DOYLE	
ROW 2		1:33.446 25 Robert LAWSON	1:33.572 49 Chris DYMOND
ROW 1	1:33.381 5 Philip HOUSE	1:33.403 9 Jonathan FILDES	
<b>Pole</b>			
			

Weather / Track : Sunny / Dry

Croft  
Circuit Length = 2.1251 miles

Clerk of Course :		Timekeeper :
-------------------	--	--------------

# ELF Renault Clio Cup

## QUALIFYING - RACE 2 - CLASSIFICATION

POS	NO	CL	NAME	NAT	ENTRY	TIME	ON	LAPS	GAP	DIFF	MPH
1	21		<b>Stefan HODGETTS</b>	GBR	Momo UK	<b>1:32.708</b>	2	3			82.52
2	14		<b>Ed PEAD</b>	GBR	Mardi Gras Motorsport	<b>1:33.249</b>	4	4	<b>0.541</b>	0.541	82.04
3	4		<b>Niki LANIK</b>	AUT	Youth for Human Rights with SVE	<b>1:33.397</b>	5	6	<b>0.689</b>	0.148	81.91
4	77		<b>Andrew JORDAN</b>	GBR	Team Eurotech-John Guest Speedfit	<b>1:33.556</b>	2	5	<b>0.848</b>	0.159	81.77
5	26		<b>Barry BENHAM</b>	GBR	Team TWC	<b>1:33.676</b>	4	4	<b>0.968</b>	0.120	81.66
6	3		<b>Andrew HERRON</b>	GBR	JHR Developments	<b>1:33.684</b>	4	6	<b>0.976</b>	0.008	81.66
7	2		<b>Jim EDWARDS Jnr</b>	GBR	Kangaroo Int/SMC Renault/JHR	<b>1:33.732</b>	5	6	<b>1.024</b>	0.048	81.61
8	6		<b>Ben WINROW</b>	GBR	Total Control. Racing	<b>1:33.768</b>	4	4	<b>1.060</b>	0.036	81.58
9	27		<b>Dan EAGLING</b>	GBR	Glenn Eagling Motorsport	<b>1:33.938</b>	5	6	<b>1.230</b>	0.170	81.44
10	33		<b>Aron SMITH</b>	IRL	Mardi Gras Motorsport	<b>1:34.026</b>	4	6	<b>1.318</b>	0.088	81.36
11	17		<b>David SHEPHERD</b>	GBR	Amery Motorsport	<b>1:34.285</b>	4	6	<b>1.577</b>	0.259	81.14
12	29		<b>Alex OSBORNE</b>	GBR	APO Motorsport	<b>1:34.291</b>	3	5	<b>1.583</b>	0.006	81.13
13	15		<b>Chris RICE</b>	GBR	Mardi Gras Motorsport	<b>1:34.743</b>	5	6	<b>2.035</b>	0.452	80.74
14	16		<b>Jonathan SHEPHERD</b>	GBR	Amery Motorsport	<b>1:34.934</b>	6	6	<b>2.226</b>	0.191	80.58
15	43		<b>Derek PIERCE</b>	GBR	J & D Pierce Race Team	<b>1:34.991</b>	4	6	<b>2.283</b>	0.057	80.53
16	88		<b>Finlay CROCKER</b>	GBR	Cleland Motorsport	<b>1:35.115</b>	3	4	<b>2.407</b>	0.124	80.43
17	13		<b>Guy PARR</b>	GBR	Glenn Eagling Motorsport	<b>1:35.133</b>	5	6	<b>2.425</b>	0.018	80.41
18	28		<b>Robert BROWN</b>	GBR	Momo UK	<b>1:35.345</b>	6	6	<b>2.637</b>	0.212	80.23
19	55		<b>Mel HEALEY</b>	GBR	Team Pyro	<b>1:35.855</b>	4	4	<b>3.147</b>	0.510	79.81
20	38		<b>Richard CANNON</b>	GBR	JHR Developments	<b>1:36.441</b>	2	6	<b>3.733</b>	0.586	79.32

Weather / Track : Sunny / Dry

These results are provisional until the conclusion of any judicial and technical matters.

Croft  
 Circuit Length = 2.1251 miles  
 Start: 14:16 End: 14:29

Clerk of Course :		Timekeeper :
-------------------	--	--------------

**ELF Renault Clio Cup**  
**QUALIFYING - RACE 2 - SECTOR ANALYSIS**

<b>2</b>	<b>Jim EDWARDS Jnr</b>					<b>Kangaroo Int/SMC Renault/JHR</b>									
1	30.044	101.5	38.836	92.7	26.880	88.9	1:35.760	4	<b>28.898</b>	103.2	38.636	91.9	26.289	88.7	1:33.823
2	28.942	<b>103.9</b>	38.685	89.7	<b>26.217</b>	88.8	1:33.844	5	28.929	103.7	<b>38.407</b>	<b>92.8</b>	26.396	88.2	<b>1:33.732</b>
3	29.073	103.6	38.571	92.2	26.343	88.9	1:33.987	6	31.571	89.0	44.216	73.0	29.310	<b>89.0</b>	1:45.097
<b>3</b>	<b>Andrew HERRON</b>					<b>JHR Developments</b>									
1	29.617	106.0	38.914	<b>93.5</b>	26.948	88.5	1:35.479	4	28.914	105.7	<b>38.370</b>	93.1	<b>26.400</b>	<b>88.7</b>	<b>1:33.684</b>
2	28.996	<b>106.4</b>	38.821	92.6	26.500	88.4	1:34.317	5	<b>28.839</b>	106.2	39.196	85.6	27.237	80.6	1:35.272
3	29.142	105.2	38.746	92.3	26.584	88.3	1:34.472	6	33.508	92.6	41.900	74.7	27.609	<b>88.7</b>	1:43.017
<b>4</b>	<b>Niki LANIK</b>					<b>Youth for Human Rights with SVE</b>									
1	29.648	102.3	39.205	91.2	28.046	<b>88.3</b>	1:36.899	4	29.257	102.6	38.257	92.8	26.428	87.5	1:33.942
2	28.915	<b>104.0</b>	<b>38.130</b>	92.4	26.405	88.2	1:33.450	5	28.963	102.9	38.155	<b>93.1</b>	<b>26.279</b>	88.1	<b>1:33.397</b>
3	29.804	99.0	40.275	86.6	29.397	87.4	1:39.476	6	<b>28.805</b>	<b>104.0</b>	38.332	91.9	26.468	87.5	1:33.605
<b>6</b>	<b>Ben WINROW</b>					<b>Total Control. Racing</b>									
1	30.128	99.7	39.626	87.2	In		5:06.239 P	3	<b>28.959</b>	<b>104.9</b>	39.290	90.4	26.233	88.2	1:34.482
2	Out	50.2	55.385	82.3	28.211	<b>89.0</b>	2:08.871	4	29.217	104.2	<b>38.467</b>	<b>92.7</b>	<b>26.084</b>	88.3	<b>1:33.768</b>
<b>13</b>	<b>Guy PARR</b>					<b>Glenn Eagling Motorsport</b>									
1	34.047	96.7	41.630	88.9	27.194	<b>86.9</b>	1:42.871	4	30.879	101.7	<b>38.892</b>	<b>91.9</b>	<b>26.396</b>	86.6	1:36.167
2	30.003	101.4	39.098	91.3	26.875	86.3	1:35.976	5	29.644	103.4	38.932	91.2	26.557	86.3	<b>1:35.133</b>
3	29.997	103.2	39.163	90.2	26.525	86.1	1:35.685	6	<b>29.637</b>	<b>103.6</b>	39.465	<b>91.9</b>	26.639	86.3	1:35.741
<b>14</b>	<b>Ed PEAD</b>					<b>Mardi Gras Motorsport</b>									
1	29.822	104.2	38.804	92.2	26.902	<b>87.8</b>	1:35.528	3	4:37.404	99.4	41.100	83.8	29.857	87.0	5:48.361
2	29.253	<b>105.5</b>	38.818	91.2	26.334	87.5	1:34.405	4	<b>28.883</b>	104.9	<b>38.374</b>	<b>92.6</b>	<b>25.992</b>	87.3	<b>1:33.249</b>
<b>15</b>	<b>Chris RICE</b>					<b>Mardi Gras Motorsport</b>									
1	30.404	102.5	39.332	92.1	26.760	87.5	1:36.496	4	<b>29.177</b>	105.4	39.060	92.2	26.569	88.1	1:34.806
2	29.453	105.2	39.068	92.1	26.415	88.3	1:34.936	5	29.386	102.6	38.978	92.6	<b>26.379</b>	<b>88.5</b>	<b>1:34.743</b>
3	29.301	105.8	<b>38.678</b>	<b>92.9</b>	27.111	88.2	1:35.090	6	29.273	105.8	38.847	91.9	30.151	88.2	1:38.271
<b>16</b>	<b>Jonathan SHEPHERD</b>					<b>Amery Motorsport</b>									
1	31.323	99.3	41.367	87.3	29.073	<b>88.0</b>	1:41.763	4	29.377	103.2	39.314	90.9	27.024	86.8	1:35.715
2	30.227	102.1	39.489	91.7	27.369	87.2	1:37.085	5	29.260	104.4	39.082	91.9	27.111	87.4	1:35.453
3	29.893	88.4	46.924	73.4	30.637	<b>88.0</b>	1:47.454	6	<b>29.136</b>	<b>105.0</b>	<b>38.927</b>	<b>92.8</b>	<b>26.871</b>	87.5	<b>1:34.934</b>
<b>17</b>	<b>David SHEPHERD</b>					<b>Amery Motorsport</b>									
1	31.493	100.9	40.651	84.4	30.011	<b>87.6</b>	1:42.155	4	<b>29.147</b>	<b>104.9</b>	<b>38.567</b>	<b>92.9</b>	<b>26.571</b>	<b>87.6</b>	<b>1:34.285</b>
2	29.304	104.7	38.865	92.6	26.874	87.5	1:35.043	5	29.211	104.5	38.698	92.4	26.618	87.5	1:34.527
3	29.295	103.9	38.925	91.8	26.717	87.0	1:34.937	6	34.082	90.8	43.056	83.8	27.668	<b>87.6</b>	1:44.806
<b>21</b>	<b>Stefan HODGETTS</b>					<b>Momo UK</b>									
1	Out	99.9	40.373	90.9	27.665	<b>88.7</b>	1:38.247	3	32.788	92.3	44.319	36.0	31.652	65.3	1:48.759
2	<b>28.742</b>	<b>105.2</b>	<b>37.992</b>	<b>93.1</b>	<b>25.974</b>	88.4	<b>1:32.708</b>	4							
<b>26</b>	<b>Barry BENHAM</b>					<b>Team TWC</b>									
1	30.501	103.7	39.293	91.7	26.642	87.4	1:36.436	3	Out	102.0	39.595	92.2	26.584	88.3	1:36.944
2	29.395	104.7	39.067	90.2	In		3:56.369 P	4	<b>29.024</b>	<b>104.9</b>	<b>38.405</b>	<b>93.1</b>	<b>2:01.098</b>	0.7	<b>1:33.676</b>
<b>27</b>	<b>Dan EAGLING</b>					<b>Glenn Eagling Motorsport</b>									
1	38.991	63.8	47.568	76.0	29.445	88.7	1:56.004	4	34.368	73.7	45.324	89.5	26.848	<b>88.8</b>	1:46.540
2	29.063	103.4	<b>38.576</b>	91.8	26.390	88.2	1:34.029	5	28.939	<b>105.4</b>	38.693	91.9	<b>26.306</b>	88.1	<b>1:33.938</b>
3	<b>28.871</b>	<b>105.4</b>	38.674	92.2	26.830	88.1	1:34.375	6	29.187	104.7	38.836	<b>92.3</b>	26.417	88.4	1:34.440
<b>28</b>	<b>Robert BROWN</b>					<b>Momo UK</b>									
1	33.613	101.4	41.884	90.6	28.475	86.9	1:43.972	4	29.946	102.6	39.294	91.6	27.300	<b>87.3</b>	1:36.540
2	29.831	102.1	39.895	91.1	28.058	<b>87.3</b>	1:37.784	5	29.871	103.6	40.008	91.1	27.067	87.0	1:36.946
3	29.884	103.7	39.297	91.6	27.184	87.0	1:36.365	6	<b>29.487</b>	<b>104.4</b>	<b>39.024</b>	<b>91.7</b>	<b>26.834</b>	87.0	<b>1:35.345</b>

Croft  
Circuit Length = 2.1251 miles  
Start: 14:16 End: 14:29

Weather / Track : Sunny / Dry

# ELF Renault Clio Cup

## QUALIFYING - RACE 2 - SECTOR ANALYSIS

<b>29</b>	<b>Alex OSBORNE</b>						<b>APO Motorsport</b>								
1	39.727	65.6	47.056	86.8	27.625	87.5	1:54.408	4	36.821	65.0	52.500	80.1	28.704	<b>87.8</b>	1:58.025
2	29.437	103.7	<b>38.769</b>	<b>91.8</b>	26.534	87.0	1:34.740	5	29.319	<b>105.2</b>	39.040	91.4	<b>2:10.935</b>	0.6	1:34.708
3	<b>29.019</b>	104.7	38.797	91.4	26.475	87.0	<b>1:34.291</b>	6							
<b>33</b>	<b>Aron SMITH</b>						<b>Mardi Gras Motorsport</b>								
1	29.717	103.9	38.976	<b>92.7</b>	26.717	<b>87.3</b>	1:35.410	4	29.173	104.0	<b>38.565</b>	91.4	<b>26.288</b>	87.0	<b>1:34.026</b>
2	29.261	104.0	38.757	91.9	26.330	87.0	1:34.348	5	29.093	104.2	38.867	92.1	26.397	86.9	1:34.357
3	<b>29.017</b>	<b>104.5</b>	38.879	90.3	26.555	85.3	1:34.451	6	29.216	104.0	40.256	90.6	27.294	87.0	1:36.766
<b>38</b>	<b>Richard CANNON</b>						<b>JHR Developments</b>								
1	31.592	89.8	39.992	<b>91.2</b>	27.479	86.9	1:39.063	4	30.432	97.8	39.610	89.7	26.939	86.8	1:36.981
2	30.255	96.3	39.421	90.6	<b>26.765</b>	86.9	<b>1:36.441</b>	5	30.213	100.5	39.912	90.0	26.809	87.0	1:36.934
3	<b>30.158</b>	100.2	<b>39.391</b>	91.1	28.167	<b>87.3</b>	1:37.716	6	31.760	91.7	41.513	89.4	27.599	87.2	1:40.872
<b>43</b>	<b>Derek PIERCE</b>						<b>J &amp; D Pierce Race Team</b>								
1	30.378	102.3	39.696	90.8	26.893	86.9	1:36.967	4	29.435	102.8	38.930	<b>91.6</b>	<b>26.626</b>	87.4	<b>1:34.991</b>
2	29.461	103.2	39.129	90.2	26.709	87.3	1:35.299	5	29.420	103.1	<b>38.909</b>	90.2	26.714	87.2	1:35.043
3	<b>29.307</b>	103.4	39.050	91.1	26.641	87.3	1:34.998	6	29.429	<b>103.7</b>	39.171	90.9	26.795	<b>87.5</b>	1:35.395
<b>55</b>	<b>Mel HEALEY</b>						<b>Team Pyro</b>								
1	31.211	102.6	40.559	90.8	28.173	<b>87.4</b>	1:39.943	3	29.982	102.1	39.474	91.1	26.792	86.7	1:36.248
2	<b>29.982</b>	<b>102.9</b>	39.659	90.7	27.086	87.2	1:36.727	4	30.005	102.5	<b>39.166</b>	<b>91.7</b>	<b>26.684</b>	86.8	<b>1:35.855</b>
<b>77</b>	<b>Andrew JORDAN</b>						<b>Team Eurotech-John Guest Speedfit</b>								
1	Out	89.1	42.898	89.2	27.622	87.7	1:42.560	4	<b>28.995</b>	<b>104.7</b>	38.403	92.4	26.375	87.2	1:33.773
2	29.094	103.7	<b>38.355</b>	<b>92.7</b>	<b>26.107</b>	<b>88.1</b>	<b>1:33.556</b>	5	31.191	81.1	41.752	88.4	28.489	87.7	1:41.432
3	30.615	88.8	40.138	91.6	26.596	<b>88.1</b>	1:37.349	6							
<b>88</b>	<b>Finlay CROCKER</b>						<b>Cleland Motorsport</b>								
1	Out	100.3	39.782	89.8	27.076	86.6	1:37.109	3	29.593	103.4	39.065	<b>91.2</b>	<b>26.457</b>	<b>87.3</b>	<b>1:35.115</b>
2	<b>29.573</b>	103.4	<b>38.889</b>	<b>91.2</b>	26.857	86.1	1:35.319	4	29.767	<b>103.9</b>	39.064	90.7	27.233	86.3	1:36.064

# ELF Renault Clio Cup

## QUALIFYING - RACE 2 - SPEED TRAPS

SECTOR 1				SECTOR 2			FINISH LINE			
POS	NO	NAME	MPH	NO	NAME	MPH	NO	NAME	MPH	
1	3	Andrew HERRON	106.4	3	Andrew HERRON	93.5	2	Jim EDWARDS Jnr	89.0	
2	15	Chris RICE	106.4	4	Niki LANIK	93.1	6	Ben WINROW	89.0	
3	14	Ed PEAD	105.5	21	Stefan HODGETTS	93.1	26	Barry BENHAM	88.9	
4	27	Dan EAGLING	105.4	26	Barry BENHAM	93.1	27	Dan EAGLING	88.8	
5	21	Stefan HODGETTS	105.2	15	Chris RICE	92.9	3	Andrew HERRON	88.7	
6	29	Alex OSBORNE	105.2	17	David SHEPHERD	92.9	21	Stefan HODGETTS	88.7	
7	16	Jonathan SHEPHERD	105.0	2	Jim EDWARDS Jnr	92.8	15	Chris RICE	88.5	
8	6	Ben WINROW	104.9	16	Jonathan SHEPHERD	92.8	4	Niki LANIK	88.3	
9	17	David SHEPHERD	104.9	6	Ben WINROW	92.7	77	Andrew JORDAN	88.1	
10	26	Barry BENHAM	104.9	33	Aron SMITH	92.7	16	Jonathan SHEPHERD	88.0	
11	77	Andrew JORDAN	104.7	77	Andrew JORDAN	92.7	14	Ed PEAD	87.8	
12	33	Aron SMITH	104.5	14	Ed PEAD	92.6	29	Alex OSBORNE	87.8	
13	28	Robert BROWN	104.4	27	Dan EAGLING	92.3	17	David SHEPHERD	87.6	
14	4	Niki LANIK	104.0	13	Guy PARR	91.9	43	Derek PIERCE	87.5	
15	2	Jim EDWARDS Jnr	103.9	29	Alex OSBORNE	91.8	55	Mel HEALEY	87.4	
16	88	Finlay CROCKER	103.9	28	Robert BROWN	91.7	28	Robert BROWN	87.3	
17	43	Derek PIERCE	103.7	55	Mel HEALEY	91.7	33	Aron SMITH	87.3	
18	13	Guy PARR	103.6	43	Derek PIERCE	91.6	38	Richard CANNON	87.3	
19	55	Mel HEALEY	102.9	38	Richard CANNON	91.2	88	Finlay CROCKER	87.3	
20	38	Richard CANNON	101.5	88	Finlay CROCKER	91.2	13	Guy PARR	86.9	

Weather / Track : Sunny / Dry

www.msttiming.com

Croft  
Circuit Length = 2.1251 miles  
Start: 14:16 End: 14:29

Printed - 14.31 Saturday, 02 June 2007


# ELF Renault Clio Cup

## QUALIFYING - RACE 2 - BEST SECTOR TIMES

SECTOR 1			SECTOR 2			SECTOR 3			IDEAL / BEST COMPARISON						
POS	NO	NAME	TIME	NO	NAME	TIME	NO	NAME	TIME	POS	NO	NAME	IDEAL	BEST	DIFF
1	21	HODGETTS	28.742	21	HODGETTS	37.992	21	HODGETTS	25.974	1	21	HODGETTS	1:32.708	1:32.708	0.000
2	4	LANIK	28.805	4	LANIK	38.130	14	PEAD	25.992	2	4	LANIK	1:33.214	1:33.397	0.183
3	3	HERRON	28.839	77	JORDAN	38.355	6	WINROW	26.084	3	14	PEAD	1:33.249	1:33.249	0.000
4	27	EAGLING	28.871	3	HERRON	38.370	77	JORDAN	26.107	4	77	JORDAN	1:33.457	1:33.556	0.099
5	14	PEAD	28.883	14	PEAD	38.374	2	EDWARDS Jnr	26.217	5	6	WINROW	1:33.510	1:33.768	0.258
6	2	EDWARDS Jnr	28.898	26	BENHAM	38.405	26	BENHAM	26.247	6	2	EDWARDS Jnr	1:33.522	1:33.732	0.210
7	6	WINROW	28.959	2	EDWARDS Jnr	38.407	4	LANIK	26.279	7	3	HERRON	1:33.609	1:33.684	0.075
8	77	JORDAN	28.995	6	WINROW	38.467	33	SMITH	26.288	8	26	BENHAM	1:33.676	1:33.676	0.000
9	33	SMITH	29.017	33	SMITH	38.565	27	EAGLING	26.306	9	27	EAGLING	1:33.753	1:33.938	0.185
10	29	OSBORNE	29.019	17	SHEPHERD	38.567	29	OSBORNE	26.349	10	33	SMITH	1:33.870	1:34.026	0.156
11	26	BENHAM	29.024	27	EAGLING	38.576	15	RICE	26.379	11	29	OSBORNE	1:34.137	1:34.291	0.154
12	16	SHEPHERD	29.136	15	RICE	38.678	13	PARR	26.396	12	15	RICE	1:34.234	1:34.743	0.509
13	17	SHEPHERD	29.147	29	OSBORNE	38.769	3	HERRON	26.400	13	17	SHEPHERD	1:34.285	1:34.285	0.000
14	15	RICE	29.177	88	CROCKER	38.889	88	CROCKER	26.457	14	43	PIERCE	1:34.842	1:34.991	0.149
15	43	PIERCE	29.307	13	PARR	38.892	17	SHEPHERD	26.571	15	88	CROCKER	1:34.919	1:35.115	0.196
16	28	BROWN	29.487	43	PIERCE	38.909	43	PIERCE	26.626	16	13	PARR	1:34.925	1:35.133	0.208
17	88	CROCKER	29.573	16	SHEPHERD	38.927	55	HEALEY	26.684	17	16	SHEPHERD	1:34.934	1:34.934	0.000
18	13	PARR	29.637	28	BROWN	39.024	38	CANNON	26.765	18	28	BROWN	1:35.345	1:35.345	0.000
19	55	HEALEY	29.982	55	HEALEY	39.166	28	BROWN	26.834	19	55	HEALEY	1:35.832	1:35.855	0.023
20	38	CANNON	30.158	38	CANNON	39.391	16	SHEPHERD	26.871	20	38	CANNON	1:36.314	1:36.441	0.127
											Perfect Lap		1:32.708		

# ELF Renault Clio Cup

## RACE 2 - GRID

ROW 10	1:35.855 55 Mel HEALEY	1:36.441 38 Richard CANNON
ROW 9	1:35.133 13 Guy PARR	1:35.345 28 Robert BROWN
ROW 8	1:34.991 43 Derek PIERCE	1:35.115 88 Finlay CROCKER
ROW 7	1:34.743 15 Chris RICE	1:34.934 16 Jonathan SHEPHERD
ROW 6	1:34.285 17 David SHEPHERD	1:34.291 29 Alex OSBORNE
ROW 5	1:33.938 27 Dan EAGLING	1:34.026 33 Aron SMITH
ROW 4	1:33.732 2 Jim EDWARDS Jnr	1:33.768 6 Ben WINROW
ROW 3	1:33.676 26 Barry BENHAM	1:33.684 3 Andrew HERRON
ROW 2	1:33.397 4 Niki LANIK	1:33.556 77 Andrew JORDAN
ROW 1	1:32.708 21 Stefan HODGETTS	1:33.249 14 Ed PEAD
<b>Pole</b>		
		

Weather / Track : Sunny / Dry

Croft  
Circuit Length = 2.1251 miles

Clerk of Course :		Timekeeper :
-------------------	--	--------------

# ELF Renault Clio Cup

## RACE 1 - CLASSIFICATION

POS	NO	CL	NAME	NAT	ENTRY	LAPS	TIME	GAP	DIFF	MPH	BEST	ON
1	9		<b>Jonathan FILDES</b>	IRL	Total Control Racing	8	12:42.401			80.27	1:33.767	5
2	34		<b>Martin BYFORD</b>	GBR	Z Speed Racing	8	12:43.065	<b>0.664</b>	0.664	80.20	1:33.862	2
3	5		<b>Philip HOUSE</b>	GBR	PH Motorsport	8	12:43.438	<b>1.037</b>	0.373	80.16	1:33.744	5
4	24		<b>Michael DOYLE</b>	GBR	In Tune with Robertshaw Racing	8	12:44.785	<b>2.384</b>	1.347	80.02	1:34.026	5
5	25		<b>Robert LAWSON</b>	GBR	JHR Development	8	12:45.284	<b>2.883</b>	0.499	79.97	1:33.587	2
6	18		<b>Mark SPELLER</b>	GBR	Full Speed Racing	8	12:50.035	<b>7.634</b>	4.751	79.48	1:34.510	3
7	66		<b>Andrew BENTLEY</b>	GBR	Double Six Racing	8	12:51.331	<b>8.930</b>	1.296	79.34	1:34.318	3
8	8		<b>Alex MACDOWALL</b>	GBR	Total Control Racing	8	12:51.850	<b>9.449</b>	0.519	79.29	1:34.209	5
9	1		<b>James WILLIAMS</b>	GBR	Total Control Racing	8	12:54.774	<b>12.373</b>	2.924	78.99	1:34.848	4
10	19		<b>Ant SCRAGG</b>	GBR	Full Speed Racing	8	12:56.134	<b>13.733</b>	1.360	78.85	1:34.470	7
11	44		<b>Jamie CLELAND</b>	GBR	Cleland Motorsport	8	12:57.537	<b>15.136</b>	1.403	78.71	1:34.612	7
12	22		<b>Carl BRADLEY</b>	GBR	Coastal Racing	8	12:59.370	<b>16.969</b>	1.833	78.52	1:35.013	3
13	10		<b>Ciaran BUTLER</b>	GBR	Full Speed Racing	8	13:01.164	<b>18.763</b>	1.794	78.34	1:34.894	8
14	50		<b>Steve COLLISON</b>	GBR	Collison Racing	8	13:04.118	<b>21.717</b>	2.954	78.05	1:35.840	3
15	32		<b>Alan TAYLOR</b>	GBR	Robertshaw Racing	8	13:05.066	<b>22.665</b>	0.948	77.95	1:35.910	2
16	46		<b>Robert GAFFNEY</b>	GBR	EPS UK with IDL Racing Services	8	13:05.257	<b>22.856</b>	0.191	77.93	1:35.618	4
17	36		<b>Chris LAW</b>	GBR	Team Pyro	8	13:05.837	<b>23.436</b>	0.580	77.88	1:35.549	4
18	11		<b>Martin JOHNSTON</b>	GBR	Full Speed Racing	8	13:18.231	<b>35.830</b>	12.394	76.67	1:36.716	8
NOT CLASSIFIED												
DNF	49		<b>Chris DYMOND</b>	GBR	Robertshaw Racing	1	1:44.099	<b>7 laps</b>	7 laps	73.49	1:44.099	1
FASTEST LAP												
	25		<b>Robert LAWSON</b>	GBR	JHR Development	2	1:33.587			81.74 mph	131.55 kph	

Weather / Track : Bright / Dry

These results are provisional until the conclusion of any judicial and technical matters.

Croft  
Circuit Length = 2.1251 miles  
Start: 17:33 End: 17:46

Clerk of Course :	Timekeeper :
-------------------	--------------

# ELF Renault Clio Cup

## RACE 1 - SECTOR ANALYSIS

<b>1</b>	<b>James WILLIAMS</b>					<b>Total Control Racing</b>									
1	98.3	39.640	91.2	26.666	87.2	1:48.178	5	29.467	105.0	<b>38.913</b>	91.2	26.644	87.0	1:35.024	
2	30.495	103.9	39.127	91.4	26.679	86.6	1:36.301	6	29.432	104.5	38.974	<b>91.6</b>	26.688	<b>87.7</b>	1:35.094
3	29.394	<b>105.5</b>	39.002	90.9	<b>26.568</b>	87.3	1:34.964	7	29.326	104.9	38.948	91.2	26.826	87.5	1:35.100
4	<b>29.297</b>	<b>105.5</b>	38.931	91.3	26.620	86.9	<b>1:34.848</b>	8	29.384	104.7	39.032	91.3	26.849	<b>87.7</b>	1:35.265
<b>5</b>	<b>Philip HOUSE</b>					<b>PH Motorsport</b>									
1	103.7	39.423	91.8	26.298	<b>88.2</b>	1:43.253	5	29.083	105.8	<b>38.405</b>	<b>93.1</b>	26.256	87.5	<b>1:33.744</b>	
2	29.217	104.2	38.794	92.3	26.698	87.8	1:34.709	6	29.104	105.5	38.490	92.7	26.560	87.5	1:34.154
3	29.401	105.5	38.803	92.4	26.569	86.8	1:34.773	7	<b>29.057</b>	106.2	38.472	92.7	26.450	87.7	1:33.979
4	29.156	<b>106.5</b>	38.503	92.9	<b>26.250</b>	87.6	1:33.909	8	29.408	106.0	38.974	91.9	26.535	87.7	1:34.917
<b>8</b>	<b>Alex MACDOWALL</b>					<b>Total Control Racing</b>									
1	100.8	39.564	89.8	26.877	86.8	1:47.569	5	29.218	105.2	<b>38.510</b>	<b>92.9</b>	<b>26.481</b>	86.9	<b>1:34.209</b>	
2	30.855	103.7	38.767	92.1	26.835	86.6	1:36.457	6	29.658	103.2	38.662	92.4	26.874	87.3	1:35.194
3	29.287	104.9	38.926	89.8	26.611	<b>87.5</b>	1:34.824	7	<b>29.165</b>	104.9	38.568	92.4	26.583	86.7	1:34.316
4	29.207	105.0	38.739	92.2	26.572	87.4	1:34.518	8	29.318	<b>105.5</b>	38.675	91.3	26.770	87.2	1:34.763
<b>9</b>	<b>Jonathan FILDES</b>					<b>Total Control Racing</b>									
1	102.9	38.749	91.8	26.225	88.0	1:42.753	5	<b>29.023</b>	104.2	38.564	91.6	26.180	88.0	<b>1:33.767</b>	
2	29.374	103.1	38.581	<b>92.3</b>	26.175	<b>88.0</b>	1:34.130	6	29.451	103.4	38.781	92.1	26.479	88.0	1:34.711
3	29.278	103.4	<b>38.485</b>	<b>92.3</b>	26.153	<b>88.2</b>	1:33.916	7	29.195	<b>104.4</b>	38.585	92.1	26.481	87.7	1:34.261
4	29.301	102.3	38.655	92.2	<b>26.105</b>	88.0	1:34.061	8	29.580	<b>104.4</b>	38.819	91.8	26.403	87.3	1:34.802
<b>10</b>	<b>Ciaran BUTLER</b>					<b>Full Speed Racing</b>									
1	97.1	40.843	92.6	27.133	85.5	1:51.603	5	<b>29.251</b>	<b>104.5</b>	39.028	92.6	27.524	85.8	1:35.803	
2	30.401	102.9	39.118	92.8	27.073	85.5	1:36.592	6	29.623	103.4	39.073	91.2	<b>26.639</b>	<b>87.6</b>	1:35.335
3	29.467	104.0	39.306	<b>93.2</b>	26.818	86.6	1:35.591	7	29.706	104.0	38.999	92.3	26.845	87.4	1:35.550
4	29.551	104.0	39.188	92.4	27.057	86.5	1:35.796	8	29.447	103.9	<b>38.729</b>	92.6	26.718	87.3	<b>1:34.894</b>
<b>11</b>	<b>Martin JOHNSTON</b>					<b>Full Speed Racing</b>									
1	98.7	41.811	91.7	27.441	87.3	1:54.242	5	30.132	100.5	39.445	<b>91.8</b>	27.452	88.0	1:37.029	
2	31.095	<b>102.1</b>	40.061	90.9	27.530	88.2	1:38.686	6	31.955	95.5	39.933	91.3	27.702	<b>88.4</b>	1:39.590
3	30.254	100.6	40.002	91.6	27.670	88.2	1:37.926	7	30.293	100.5	39.787	91.2	27.151	88.3	1:37.231
4	30.099	100.6	39.664	90.7	<b>27.048</b>	88.0	1:36.811	8	<b>30.086</b>	101.7	<b>39.287</b>	91.7	27.343	<b>88.4</b>	<b>1:36.716</b>
<b>18</b>	<b>Mark SPELLER</b>					<b>Full Speed Racing</b>									
1	100.8	40.635	90.0	26.835	87.5	1:47.187	5	29.261	103.6	38.648	<b>93.1</b>	26.604	<b>88.1</b>	1:34.513	
2	29.334	<b>104.2</b>	<b>38.637</b>	92.1	26.978	87.0	1:34.949	6	29.908	102.0	38.682	92.4	26.465	86.5	1:35.055
3	29.161	103.6	38.722	92.3	26.627	87.6	<b>1:34.510</b>	7	29.436	103.7	38.902	92.3	<b>26.253</b>	87.3	1:34.591
4	<b>29.010</b>	<b>104.2</b>	38.834	91.8	26.829	86.5	1:34.673	8	29.234	102.8	38.889	91.8	26.434	87.7	1:34.557
<b>19</b>	<b>Ant SCRAGG</b>					<b>Full Speed Racing</b>									
1	99.3	40.243	92.8	26.714	<b>88.2</b>	1:49.751	5	30.047	<b>105.7</b>	39.442	88.5	26.789	87.6	1:36.278	
2	29.707	103.9	38.970	<b>93.1</b>	27.231	87.5	1:35.908	6	29.499	103.6	38.680	92.3	26.739	88.0	1:34.918
3	29.659	103.9	38.901	91.9	<b>26.485</b>	87.6	1:35.045	7	<b>29.282</b>	103.7	<b>38.635</b>	92.7	26.553	87.4	<b>1:34.470</b>
4	29.308	105.5	38.706	92.3	26.718	87.6	1:34.732	8	29.472	103.7	38.799	91.9	26.761	87.8	1:35.032
<b>22</b>	<b>Carl BRADLEY</b>					<b>Coastal Racing</b>									
1	98.5	40.066	91.6	27.005	<b>86.8</b>	1:48.938	5	29.815	104.5	40.084	86.8	27.908	83.7	1:37.807	
2	29.987	105.4	39.200	<b>92.8</b>	27.105	86.5	1:36.292	6	29.876	104.2	39.074	90.3	26.949	86.5	1:35.899
3	<b>29.230</b>	<b>106.2</b>	38.842	92.1	26.941	86.7	<b>1:35.013</b>	7	29.282	104.9	38.895	91.9	26.998	86.6	1:35.175
4	29.256	106.0	<b>38.752</b>	92.7	27.072	85.8	1:35.080	8	29.317	105.2	39.008	90.0	<b>26.841</b>	86.1	1:35.166
<b>24</b>	<b>Michael DOYLE</b>					<b>In Tune with Robertshaw Racing</b>									
1	104.0	39.180	91.6	26.538	87.6	1:44.933	5	28.976	<b>106.7</b>	38.634	92.1	<b>26.416</b>	87.2	<b>1:34.026</b>	
2	29.142	106.0	<b>38.531</b>	91.9	26.417	<b>88.0</b>	1:34.090	6	29.032	106.2	38.570	92.4	26.644	87.8	1:34.246
3	<b>28.920</b>	<b>106.7</b>	38.572	92.7	26.569	87.3	1:34.061	7	29.120	106.2	38.719	91.9	26.656	87.2	1:34.495
4	29.017	106.4	38.684	<b>92.9</b>	26.626	86.9	1:34.327	8	29.181	<b>106.7</b>	38.812	91.9	26.614	87.4	1:34.607
<b>25</b>	<b>Robert LAWSON</b>					<b>JHR Development</b>									
1	102.5	40.095	91.4	26.439	87.3	1:46.151	5	29.156	106.5	38.488	91.9	26.663	85.7	1:34.307	

Croft  
Circuit Length = 2.1251 miles  
Start: 17:33 End: 17:46

Weather / Track : Bright / Dry

# ELF Renault Clio Cup

## RACE 1 - SECTOR ANALYSIS

2	29.032	105.5	<b>38.343</b>	<b>92.6</b>	<b>26.212</b>	87.3	<b>1:33.587</b>	6	29.264	105.8	38.701	92.2	26.454	86.8	1:34.419
3	<b>28.878</b>	106.2	38.428	92.4	26.437	<b>87.4</b>	1:33.743	7	29.011	106.0	38.439	92.2	26.745	86.5	1:34.195
4	29.041	<b>107.0</b>	38.588	92.4	26.523	86.5	1:34.152	8	29.118	106.2	38.979	90.8	26.633	86.7	1:34.730
<b>32</b>	<b>Alan TAYLOR</b>				<b>Robertshaw Racing</b>										
1		99.3	40.565	<b>92.2</b>	27.426	85.8	1:51.519	5	30.152	103.9	39.373	92.1	27.123	<b>87.5</b>	1:36.648
2	30.002	103.7	39.152	91.9	26.756	87.2	<b>1:35.910</b>	6	30.037	103.2	39.383	91.4	27.067	87.4	1:36.487
3	29.852	102.9	39.423	91.9	<b>26.667</b>	86.0	1:35.942	7	29.910	102.6	<b>39.073</b>	90.8	27.025	86.8	1:36.008
4	29.813	104.5	39.171	91.8	27.483	86.9	1:36.467	8	<b>29.648</b>	<b>105.5</b>	39.311	90.6	27.126	87.0	1:36.085
<b>34</b>	<b>Martin BYFORD</b>				<b>Z Speed Racing</b>										
1		105.4	38.921	<b>92.7</b>	26.420	87.8	1:43.923	5	29.076	<b>105.7</b>	<b>38.441</b>	92.6	26.385	87.5	1:33.902
2	<b>29.062</b>	105.4	38.485	91.9	26.315	87.4	<b>1:33.862</b>	6	29.140	105.5	38.605	91.8	<b>26.246</b>	<b>88.1</b>	1:33.991
3	29.312	104.5	38.484	91.9	26.276	87.7	1:34.072	7	29.136	104.5	38.641	92.1	26.346	88.0	1:34.123
4	29.260	104.9	38.499	92.2	26.261	87.6	1:34.020	8	29.811	104.0	38.906	92.1	26.455	87.5	1:35.172
<b>36</b>	<b>Chris LAW</b>				<b>Team Pyro</b>										
1		102.8	41.882	90.8	27.207	86.7	1:53.258	5	29.591	104.0	<b>38.893</b>	93.1	27.258	87.4	1:35.742
2	30.502	103.7	39.233	91.7	26.974	87.7	1:36.709	6	29.765	104.4	39.172	<b>93.2</b>	27.402	87.0	1:36.339
3	30.043	103.2	39.071	91.7	27.119	<b>87.8</b>	1:36.233	7	29.754	104.2	39.080	92.3	27.290	86.9	1:36.124
4	29.609	103.6	38.970	92.2	<b>26.970</b>	87.6	<b>1:35.549</b>	8	<b>29.532</b>	<b>105.4</b>	39.191	92.1	27.160	82.4	1:35.883
<b>44</b>	<b>Jamie CLELAND</b>				<b>Cleland Motorsport</b>										
1		100.8	40.268	92.2	26.980	86.9	1:49.711	5	29.554	106.5	39.423	88.5	27.609	85.6	1:36.586
2	30.089	106.9	39.244	<b>92.9</b>	27.091	87.5	1:36.424	6	29.583	103.9	38.719	92.8	26.788	87.6	1:35.090
3	29.486	<b>107.4</b>	38.948	92.8	26.918	86.1	1:35.352	7	<b>29.098</b>	106.2	38.835	92.4	<b>26.679</b>	87.3	<b>1:34.612</b>
4	29.343	105.4	38.667	<b>92.9</b>	26.768	87.4	1:34.778	8	29.304	104.5	<b>38.646</b>	91.7	27.034	<b>87.7</b>	1:34.984
<b>46</b>	<b>Robert GAFFNEY</b>				<b>EPS UK with IDL Racing Services</b>										
1		103.1	41.147	92.1	26.970	86.9	1:52.038	5	30.008	104.2	39.332	92.3	27.204	87.2	1:36.544
2	30.423	105.4	39.477	91.9	<b>26.678</b>	<b>87.8</b>	1:36.578	6	30.017	103.2	39.267	92.3	27.278	87.0	1:36.562
3	29.552	104.9	39.162	<b>93.1</b>	27.288	87.6	1:36.002	7	29.833	104.4	39.222	92.6	26.964	86.8	1:36.019
4	<b>29.292</b>	<b>105.7</b>	<b>39.042</b>	92.7	27.284	87.4	<b>1:35.618</b>	8	29.548	105.2	39.179	89.4	27.169	86.8	1:35.896
<b>49</b>	<b>Chris DYMOND</b>				<b>Robertshaw Racing</b>										
1		<b>103.6</b>	<b>39.140</b>	<b>93.1</b>	<b>26.787</b>	<b>87.0</b>	<b>1:44.099</b>	2							
<b>50</b>	<b>Steve COLLISON</b>				<b>Collison Racing</b>										
1		98.3	40.288	92.4	27.157	86.5	1:50.592	5	29.647	104.4	39.552	<b>92.6</b>	27.436	86.4	1:36.635
2	29.825	105.0	<b>39.218</b>	<b>92.6</b>	27.047	87.3	1:36.090	6	29.716	103.7	39.758	89.6	27.142	87.5	1:36.616
3	<b>29.358</b>	<b>105.4</b>	39.393	<b>92.6</b>	27.089	86.4	<b>1:35.840</b>	7	29.388	105.0	39.581	92.3	<b>27.036</b>	87.4	1:36.005
4	29.461	104.7	39.471	91.7	27.042	<b>88.2</b>	1:35.974	8	29.650	104.5	39.420	90.0	27.296	87.5	1:36.366
<b>66</b>	<b>Andrew BENTLEY</b>				<b>Double Six Racing</b>										
1		102.1	40.082	90.0	26.736	87.2	1:46.969	5	29.180	103.6	38.870	91.2	26.811	86.6	1:34.861
2	29.160	104.7	38.909	<b>92.2</b>	<b>26.539</b>	88.2	1:34.608	6	29.510	103.1	38.808	91.8	27.027	87.7	1:35.345
3	<b>29.001</b>	104.0	<b>38.754</b>	91.6	26.563	<b>88.7</b>	<b>1:34.318</b>	7	29.344	<b>105.2</b>	39.022	92.1	26.906	87.3	1:35.272
4	29.203	104.2	39.094	91.3	26.747	88.2	1:35.044	8	29.246	104.0	38.839	90.4	26.829	87.8	1:34.914

Weather / Track : Bright / Dry

Croft  
Circuit Length = 2.1251 miles  
Start: 17:33 End: 17:46

**ELF Renault Clio Cup**  
**RACE 1 - SPEED TRAPS**

SECTOR 1				SECTOR 2			FINISH LINE			
POS	NO	NAME	MPH	NO	NAME	MPH	NO	NAME	MPH	
1	44	Jamie CLELAND	107.4	10	Ciaran BUTLER	93.2	66	Andrew BENTLEY	88.7	
2	25	Robert LAWSON	107.0	36	Chris LAW	93.2	11	Martin JOHNSTON	88.4	
3	24	Michael DOYLE	106.7	5	Philip HOUSE	93.1	5	Philip HOUSE	88.2	
4	5	Philip HOUSE	106.5	18	Mark SPELLER	93.1	9	Jonathan FILDES	88.2	
5	22	Carl BRADLEY	106.2	19	Ant SCRAGG	93.1	19	Ant SCRAGG	88.2	
6	19	Ant SCRAGG	105.7	46	Robert GAFFNEY	93.1	50	Steve COLLISON	88.2	
7	34	Martin BYFORD	105.7	49	Chris DYMOND	93.1	18	Mark SPELLER	88.1	
8	46	Robert GAFFNEY	105.7	8	Alex MACDOWALL	92.9	34	Martin BYFORD	88.1	
9	1	James WILLIAMS	105.5	24	Michael DOYLE	92.9	24	Michael DOYLE	88.0	
10	8	Alex MACDOWALL	105.5	44	Jamie CLELAND	92.9	36	Chris LAW	87.8	
11	32	Alan TAYLOR	105.5	22	Carl BRADLEY	92.8	46	Robert GAFFNEY	87.8	
12	36	Chris LAW	105.4	34	Martin BYFORD	92.7	1	James WILLIAMS	87.7	
13	50	Steve COLLISON	105.4	25	Robert LAWSON	92.6	44	Jamie CLELAND	87.7	
14	66	Andrew BENTLEY	105.2	50	Steve COLLISON	92.6	10	Ciaran BUTLER	87.6	
15	10	Ciaran BUTLER	104.5	9	Jonathan FILDES	92.3	8	Alex MACDOWALL	87.5	
16	9	Jonathan FILDES	104.4	32	Alan TAYLOR	92.2	32	Alan TAYLOR	87.5	
17	18	Mark SPELLER	104.2	66	Andrew BENTLEY	92.2	25	Robert LAWSON	87.4	
18	49	Chris DYMOND	103.6	11	Martin JOHNSTON	91.8	49	Chris DYMOND	87.0	
19	11	Martin JOHNSTON	102.1	1	James WILLIAMS	91.6	22	Carl BRADLEY	86.8	

# ELF Renault Clio Cup

## RACE 1 - BEST SECTOR TIMES

SECTOR 1				SECTOR 2				SECTOR 3				IDEAL / BEST COMPARISON			
POS	NO	NAME	TIME	NO	NAME	TIME	NO	NAME	TIME	POS	NO	NAME	IDEAL	BEST	DIFF
1	25	LAWSON	28.878	25	LAWSON	38.343	9	FILDES	26.105	1	25	LAWSON	1:33.433	1:33.587	0.154
2	24	DOYLE	28.920	5	HOUSE	38.405	25	LAWSON	26.212	2	9	FILDES	1:33.613	1:33.767	0.154
3	66	BENTLEY	29.001	34	BYFORD	38.441	34	BYFORD	26.246	3	5	HOUSE	1:33.712	1:33.744	0.032
4	18	SPELLER	29.010	9	FILDES	38.485	5	HOUSE	26.250	4	34	BYFORD	1:33.749	1:33.862	0.113
5	9	FILDES	29.023	8	MACDOWALL	38.510	18	SPELLER	26.253	5	24	DOYLE	1:33.867	1:34.026	0.159
6	5	HOUSE	29.057	24	DOYLE	38.531	24	DOYLE	26.416	6	18	SPELLER	1:33.900	1:34.510	0.610
7	34	BYFORD	29.062	19	SCRAGG	38.635	8	MACDOWALL	26.481	7	8	MACDOWALL	1:34.156	1:34.209	0.053
8	44	CLELAND	29.098	18	SPELLER	38.637	19	SCRAGG	26.485	8	66	BENTLEY	1:34.294	1:34.318	0.024
9	8	MACDOWALL	29.165	44	CLELAND	38.646	66	BENTLEY	26.539	9	19	SCRAGG	1:34.402	1:34.470	0.068
10	22	BRADLEY	29.230	10	BUTLER	38.729	1	WILLIAMS	26.568	10	44	CLELAND	1:34.423	1:34.612	0.189
11	10	BUTLER	29.251	22	BRADLEY	38.752	10	BUTLER	26.639	11	10	BUTLER	1:34.619	1:34.894	0.275
12	19	SCRAGG	29.282	66	BENTLEY	38.754	32	TAYLOR	26.667	12	1	WILLIAMS	1:34.778	1:34.848	0.070
13	46	GAFFNEY	29.292	36	LAW	38.893	46	GAFFNEY	26.678	13	22	BRADLEY	1:34.823	1:35.013	0.190
14	1	WILLIAMS	29.297	1	WILLIAMS	38.913	44	CLELAND	26.679	14	46	GAFFNEY	1:35.012	1:35.618	0.606
15	50	COLLISON	29.358	46	GAFFNEY	39.042	49	DYMOND	26.787	15	32	TAYLOR	1:35.388	1:35.910	0.522
16	36	LAW	29.532	32	TAYLOR	39.073	22	BRADLEY	26.841	16	36	LAW	1:35.395	1:35.549	0.154
17	32	TAYLOR	29.648	49	DYMOND	39.140	36	LAW	26.970	17	50	COLLISON	1:35.612	1:35.840	0.228
18	11	JOHNSTON	30.086	50	COLLISON	39.218	50	COLLISON	27.036	18	11	JOHNSTON	1:36.421	1:36.716	0.295
19	49	DYMOND		11	JOHNSTON	39.287	11	JOHNSTON	27.048	19	49	DYMOND		1:44.099	0.000
													<b>Perfect Lap</b>	<b>1:33.326</b>	

**ELF Renault Clio Cup**  
**RACE 1 - LAP CHART**

Lap 1			Lap 2			Lap 3			Lap 4			Lap 5		
No	Behind	Laptime	No	Behind	Laptime	No	Behind	Laptime	No	Behind	Laptime	No	Behind	Laptime
9		1:42.753	9		1:34.130	9		1:33.916	9		1:34.061	9		1:33.767
5	0.500	1:43.253	34	0.902	1:33.862	34	1.058	1:34.072	34	1.017	1:34.020	34	1.152	1:33.902
34	1.170	1:43.923	5	1.079	1:34.709	5	1.936	1:34.773	5	1.784	1:33.909	5	1.761	1:33.744
49	1.346	1:44.099	24	2.140	1:34.090	24	2.285	1:34.061	24	2.551	1:34.327	24	2.810	1:34.026
24	2.180	1:44.933	25	2.855	1:33.587	25	2.682	1:33.743	25	2.773	1:34.152	25	3.313	1:34.307
25	3.398	1:46.151	66	4.694	1:34.608	66	5.096	1:34.318	66	6.079	1:35.044	66	7.173	1:34.861
66	4.216	1:46.969	18	5.253	1:34.949	18	5.847	1:34.510	18	6.459	1:34.673	18	7.205	1:34.513
18	4.434	1:47.187	8	7.143	1:36.457	8	8.051	1:34.824	8	8.508	1:34.518	8	8.950	1:34.209
8	4.816	1:47.569	1	7.596	1:36.301	1	8.644	1:34.964	1	9.431	1:34.848	1	10.688	1:35.024
1	5.425	1:48.178	22	8.347	1:36.292	22	9.444	1:35.013	22	10.463	1:35.080	19	13.087	1:36.278
22	6.185	1:48.938	19	8.776	1:35.908	19	9.905	1:35.045	19	10.576	1:34.732	44	14.224	1:36.586
44	6.958	1:49.711	44	9.252	1:36.424	44	10.688	1:35.352	44	11.405	1:34.778	22	14.503	1:37.807
19	6.998	1:49.751	50	9.799	1:36.090	50	11.723	1:35.840	50	13.636	1:35.974	50	16.504	1:36.635
50	7.839	1:50.592	32	10.546	1:35.910	32	12.572	1:35.942	10	14.722	1:35.796	10	16.758	1:35.803
32	8.766	1:51.519	10	11.312	1:36.592	10	12.987	1:35.591	32	14.978	1:36.467	32	17.859	1:36.648
10	8.850	1:51.603	46	11.733	1:36.578	46	13.819	1:36.002	46	15.376	1:35.618	46	18.153	1:36.544
46	9.285	1:52.038	36	13.084	1:36.709	36	15.401	1:36.233	36	16.889	1:35.549	36	18.864	1:35.742
36	10.505	1:53.258	11	16.045	1:38.686	11	20.055	1:37.926	11	22.805	1:36.811	11	26.067	1:37.029
11	11.489	1:54.242												

**ELF Renault Clio Cup**  
**RACE 1 - LAP CHART**

Lap 6			Lap 7			Lap 8		
No	Behind	Laptime	No	Behind	Laptime	No	Behind	Laptime
9		1:34.711	9		1:34.261	9		1:34.802
34	0.432	1:33.991	34	0.294	1:34.123	34	0.664	1:35.172
5	1.204	1:34.154	5	0.922	1:33.979	5	1.037	1:34.917
24	2.345	1:34.246	24	2.579	1:34.495	24	2.384	1:34.607
25	3.021	1:34.419	25	2.955	1:34.195	25	2.883	1:34.730
18	7.549	1:35.055	18	7.879	1:34.591	18	7.634	1:34.557
66	7.807	1:35.345	66	8.818	1:35.272	66	8.930	1:34.914
8	9.433	1:35.194	8	9.488	1:34.316	8	9.449	1:34.763
1	11.071	1:35.094	1	11.910	1:35.100	1	12.373	1:35.265
19	13.294	1:34.918	19	13.503	1:34.470	19	13.733	1:35.032
44	14.603	1:35.090	44	14.954	1:34.612	44	15.136	1:34.984
22	15.691	1:35.899	22	16.605	1:35.175	22	16.969	1:35.166
10	17.382	1:35.335	10	18.671	1:35.550	10	18.763	1:34.894
50	18.409	1:36.616	50	20.153	1:36.005	50	21.717	1:36.366
32	19.635	1:36.487	32	21.382	1:36.008	32	22.665	1:36.085
46	20.004	1:36.562	46	21.762	1:36.019	46	22.856	1:35.896
36	20.492	1:36.339	36	22.355	1:36.124	36	23.436	1:35.883
11	30.946	1:39.590	11	33.916	1:37.231	11	35.830	1:36.716

# ELF Renault Clio Cup

## RACE 1 - POSITION CHART

No	Name	Laps Pos	1	2	3	4	5	6	7	8
			9	FILDES	1	9	9	9	9	9
5	HOUSE	2	5	34	34	34	34	34	34	34
34	BYFORD	3	34	5	5	5	5	5	5	5
49	DYMOND	4	49	24	24	24	24	24	24	24
24	DOYLE	5	24	25	25	25	25	25	25	25
25	LAWSON	6	25	66	66	66	66	18	18	18
66	BENTLEY	7	66	18	18	18	18	66	66	66
18	SPELLER	8	18	8	8	8	8	8	8	8
8	MACDOWALL	9	8	1	1	1	1	1	1	1
1	WILLIAMS	10	1	22	22	22	19	19	19	19
22	BRADLEY	11	22	19	19	19	44	44	44	44
44	CLELAND	12	44	44	44	44	22	22	22	22
19	SCRAGG	13	19	50	50	50	50	10	10	10
50	COLLISON	14	50	32	32	10	10	50	50	50
32	TAYLOR	15	32	10	10	32	32	32	32	32
10	BUTLER	16	10	46	46	46	46	46	46	46
46	GAFFNEY	17	46	36	36	36	36	36	36	36
36	LAW	18	36	11	11	11	11	11	11	11
11	JOHNSTON	19	11							

# ELF Renault Clio Cup

## RACE 2 - CLASSIFICATION

POS	NO	CL	NAME	NAT	ENTRY	LAPS	TIME	GAP	DIFF	MPH	BEST	ON
1	21		<b>Stefan HODGETTS</b>	GBR	Momo UK	8	12:35.372			81.02	1:33.129	2
2	14		<b>Ed PEAD</b>	GBR	Mardi Gras Motorsport	8	12:37.882	<b>2.510</b>	2.510	80.75	1:33.410	5
3	77		<b>Andrew JORDAN</b>	GBR	Team Eurotech-John Guest Speedfit	8	12:41.510	<b>6.138</b>	3.628	80.37	1:33.914	4
4	2		<b>Jim EDWARDS Jnr</b>	GBR	Kangaroo Int/SMC Renault/JHR	8	12:42.172	<b>6.800</b>	0.662	80.30	1:33.630	4
5	4		<b>Niki LANIK</b>	AUT	Youth for Human Rights with SVE	8	12:45.357	<b>9.985</b>	3.185	79.96	1:34.014	2
6	3		<b>Andrew HERRON</b>	GBR	JHR Developments	8	12:46.869	<b>11.497</b>	1.512	79.80	1:33.746	4
7	6		<b>Ben WINROW</b>	GBR	Total Control. Racing	8	12:46.980	<b>11.608</b>	0.111	79.79	1:33.421	3
8	27		<b>Dan EAGLING</b>	GBR	Glenn Eagling Motorsport	8	12:50.891	<b>15.519</b>	3.911	79.39	1:34.631	3
9	29		<b>Alex OSBORNE</b>	GBR	APO Motorsport	8	12:53.810	<b>18.438</b>	2.919	79.09	1:34.489	5
10	26		<b>Barry BENHAM</b>	GBR	Team TWC	8	12:54.861	<b>19.489</b>	1.051	78.98	1:34.881	6
11	43		<b>Derek PIERCE</b>	GBR	J & D Pierce Race Team	8	12:56.834	<b>21.462</b>	1.973	78.78	1:34.730	8
12	17		<b>David SHEPHERD</b>	GBR	Amery Motorsport	8	12:58.096	<b>22.724</b>	1.262	78.65	1:34.652	7
13	88		<b>Finlay CROCKER</b>	GBR	Cleland Motorsport	8	13:00.588	<b>25.216</b>	2.492	78.40	1:35.042	3
14	13		<b>Guy PARR</b>	GBR	Glenn Eagling Motorsport	8	13:01.882	<b>26.510</b>	1.294	78.27	1:35.130	3
15	28		<b>Robert BROWN</b>	GBR	Momo UK	8	13:02.490	<b>27.118</b>	0.608	78.21	1:35.324	3
16	33		<b>Aron SMITH</b>	IRL	Mardi Gras Motorsport	8	13:09.820	<b>34.448</b>	7.330	77.48	1:34.898	2
17	38		<b>Richard CANNON</b>	GBR	JHR Developments	8	13:09.828	<b>34.456</b>	0.008	77.48	1:35.740	6
18	16		<b>Jonathan SHEPHERD</b>	GBR	Amery Motorsport	8	13:10.844	<b>35.472</b>	1.016	77.38	1:36.099	5
19	55		<b>Mel HEALEY</b>	GBR	Team Pyro	8	13:11.019	<b>35.647</b>	0.175	77.37	1:35.766	5

NOT CLASSIFIED

DNF	15		<b>Chris RICE</b>	GBR	Mardi Gras Motorsport	0						
-----	----	--	-------------------	-----	-----------------------	---	--	--	--	--	--	--

FASTEST LAP

21			<b>Stefan HODGETTS</b>	GBR	Momo UK	2	1:33.129			82.14 mph	132.20 kph	
----	--	--	------------------------	-----	---------	---	----------	--	--	-----------	------------	--

Weather / Track : Bright / Dry

These results are provisional until the conclusion of any judicial and technical matters.

Croft  
Circuit Length = 2.1251 miles  
Start: 17:56 End: 18:09

Clerk of Course :		Timekeeper :
-------------------	--	--------------

# ELF Renault Clio Cup

## RACE 2 - SECTOR ANALYSIS

<b>2</b>	<b>Jim EDWARDS Jnr</b>				<b>Kangaroo Int/SMC Renault/JHR</b>										
1	105.2	38.521	<b>94.1</b>	26.403	87.6	1:44.186	5	29.003	104.7	38.378	92.9	26.468	87.2	1:33.849	
2	29.468	104.4	38.676	90.3	<b>26.387</b>	88.3	1:34.531	6	29.028	104.7	38.439	92.2	26.514	<b>88.4</b>	1:33.981
3	<b>28.914</b>	105.4	38.289	92.3	26.482	86.9	1:33.685	7	29.129	<b>105.7</b>	38.480	93.3	26.525	88.0	1:34.134
4	28.946	104.9	<b>38.188</b>	92.3	26.496	87.6	<b>1:33.630</b>	8	29.019	104.9	38.721	92.4	26.436	88.0	1:34.176
<b>3</b>	<b>Andrew HERRON</b>				<b>JHR Developments</b>										
1	105.7	38.694	<b>94.4</b>	26.503	87.3	1:45.065	5	29.074	<b>107.2</b>	39.086	92.8	26.377	87.2	1:34.537	
2	29.357	106.7	38.515	91.6	27.257	87.0	1:35.129	6	29.073	106.9	38.761	92.6	26.463	87.8	1:34.297
3	29.058	106.7	38.465	93.3	26.446	86.7	1:33.969	7	<b>29.031</b>	107.0	39.213	91.3	26.950	87.0	1:35.194
4	29.038	106.5	<b>38.356</b>	93.3	<b>26.352</b>	<b>88.0</b>	<b>1:33.746</b>	8	29.129	106.7	38.805	90.2	26.998	86.6	1:34.932
<b>4</b>	<b>Niki LANIK</b>				<b>Youth for Human Rights with SVE</b>										
1	103.7	<b>38.282</b>	92.9	26.633	87.0	1:43.458	5	29.363	103.9	38.728	91.8	26.477	87.2	1:34.568	
2	29.165	103.4	38.379	91.7	<b>26.470</b>	86.0	<b>1:34.014</b>	6	29.152	104.2	38.687	91.7	26.716	87.0	1:34.555
3	29.650	101.5	38.598	91.9	27.050	86.0	1:35.298	7	29.303	103.7	38.621	92.6	26.554	<b>87.3</b>	1:34.478
4	29.238	<b>105.2</b>	38.587	<b>93.1</b>	26.516	86.8	1:34.341	8	<b>29.110</b>	102.8	38.834	90.8	26.701	87.2	1:34.645
<b>6</b>	<b>Ben WINROW</b>				<b>Total Control. Racing</b>										
1	105.8	38.527	<b>94.4</b>	26.669	87.3	1:44.727	5	29.407	105.7	38.705	93.6	26.435	<b>88.1</b>	1:34.547	
2	29.207	<b>106.9</b>	38.902	88.8	26.893	88.0	1:35.002	6	29.165	105.8	39.803	91.6	26.404	87.8	1:35.372
3	28.879	106.0	<b>38.281</b>	93.3	<b>26.261</b>	87.7	<b>1:33.421</b>	7	<b>28.822</b>	106.7	39.307	89.5	26.743	87.0	1:34.872
4	29.033	<b>106.9</b>	38.662	93.7	26.546	87.8	1:34.241	8	29.130	106.7	38.733	92.8	26.935	87.8	1:34.798
<b>13</b>	<b>Guy PARR</b>				<b>Glenn Eagling Motorsport</b>										
1	102.0	40.422	92.2	26.918	86.7	1:50.139	5	31.043	103.7	39.047	91.6	27.109	85.8	1:37.199	
2	29.421	104.5	39.206	92.6	26.755	86.3	1:35.382	6	30.095	<b>105.7</b>	39.050	92.3	26.975	86.4	1:36.120
3	29.544	104.5	<b>38.854</b>	<b>92.9</b>	<b>26.732</b>	86.1	<b>1:35.130</b>	7	29.756	104.2	39.300	92.3	26.749	85.4	1:35.805
4	<b>29.331</b>	104.7	39.140	<b>92.9</b>	27.699	83.6	1:36.170	8	29.661	104.2	39.390	91.6	26.886	<b>87.2</b>	1:35.937
<b>14</b>	<b>Ed PEAD</b>				<b>Mardi Gras Motorsport</b>										
1	103.1	38.702	92.3	26.258	87.2	1:42.545	5	<b>28.884</b>	104.4	38.419	92.3	<b>26.107</b>	86.9	<b>1:33.410</b>	
2	29.011	104.9	38.504	91.7	26.109	87.2	1:33.624	6	29.203	104.9	38.339	92.1	26.220	87.6	1:33.762
3	29.100	104.0	38.436	92.2	26.162	86.7	1:33.698	7	29.006	104.9	38.433	92.2	26.265	87.5	1:33.704
4	29.000	104.4	<b>38.305</b>	92.7	26.145	87.0	1:33.450	8	29.066	<b>105.0</b>	38.356	<b>92.9</b>	26.267	<b>87.7</b>	1:33.689
<b>16</b>	<b>Jonathan SHEPHERD</b>				<b>Amery Motorsport</b>										
1	99.3	40.076	92.8	27.607	86.3	1:51.488	5	29.512	105.2	39.305	90.8	27.282	86.4	<b>1:36.099</b>	
2	30.922	102.8	39.380	92.7	<b>26.970</b>	86.3	1:37.272	6	29.533	104.9	39.415	90.4	27.213	<b>87.0</b>	1:36.161
3	<b>29.358</b>	105.2	<b>39.236</b>	<b>93.1</b>	29.125	83.3	1:37.719	7	29.435	104.5	39.932	91.4	27.491	85.5	1:36.858
4	30.602	103.2	39.968	92.6	27.148	86.6	1:37.718	8	29.597	<b>106.7</b>	39.995	90.3	27.937	85.1	1:37.529
<b>17</b>	<b>David SHEPHERD</b>				<b>Amery Motorsport</b>										
1	103.2	39.304	92.9	26.821	86.6	1:47.749	5	30.619	105.5	39.160	92.3	27.110	86.8	1:36.889	
2	29.896	101.4	39.121	<b>93.1</b>	<b>26.790</b>	86.5	1:35.807	6	29.602	105.0	38.751	92.1	26.816	87.3	1:35.169
3	29.364	105.4	38.726	<b>93.1</b>	27.019	86.0	1:35.109	7	29.289	105.4	<b>38.503</b>	92.6	26.860	<b>87.4</b>	<b>1:34.652</b>
4	29.826	<b>106.4</b>	39.253	92.6	28.679	82.7	1:37.758	8	<b>29.181</b>	105.4	38.716	92.1	27.066	86.7	1:34.963
<b>21</b>	<b>Stefan HODGETTS</b>				<b>Momo UK</b>										
1	104.5	<b>38.289</b>	92.8	26.129	<b>90.9</b>	1:40.849	5	28.859	105.8	38.445	92.2	26.204	88.3	1:33.508	
2	28.851	105.4	38.316	92.1	<b>25.962</b>	88.5	<b>1:33.129</b>	6	28.949	105.7	38.467	91.9	26.188	88.4	1:33.604
3	28.902	105.4	38.303	<b>92.9</b>	26.313	88.0	1:33.518	7	28.933	105.7	38.409	91.8	26.385	88.3	1:33.727
4	<b>28.825</b>	105.5	38.324	92.8	26.233	88.3	1:33.382	8	28.943	<b>106.0</b>	38.524	92.1	26.188	88.3	1:33.655
<b>26</b>	<b>Barry BENHAM</b>				<b>Team TWC</b>										
1	106.2	38.617	<b>93.2</b>	26.785	86.0	1:44.163	5	29.110	106.0	39.521	92.1	<b>26.482</b>	87.5	1:35.113	
2	29.251	<b>106.9</b>	39.370	86.9	27.906	86.8	1:36.527	6	29.278	105.5	38.975	90.2	26.628	87.7	<b>1:34.881</b>
3	<b>29.049</b>	<b>106.9</b>	<b>38.608</b>	92.8	29.691	82.0	1:37.348	7	29.229	106.4	39.702	91.7	26.796	87.5	1:35.727
4	30.263	105.4	39.018	92.3	26.544	87.2	1:35.825	8	29.337	105.5	39.214	90.0	26.726	<b>88.1</b>	1:35.277
<b>27</b>	<b>Dan EAGLING</b>				<b>Glenn Eagling Motorsport</b>										
1	103.9	39.051	92.9	27.178	87.3	1:46.481	5	<b>29.056</b>	105.4	38.863	92.1	26.762	88.0	1:34.681	

Croft  
Circuit Length = 2.1251 miles  
Start: 17:56 End: 18:09

Weather / Track : Bright / Dry

# ELF Renault Clio Cup

## RACE 2 - SECTOR ANALYSIS

2	29.492	<b>106.7</b>	39.096	92.3	26.708	87.7	1:35.296	6	29.338	105.0	39.019	91.9	<b>26.529</b>	88.3	1:34.886
3	29.221	106.5	<b>38.746</b>	<b>93.2</b>	26.664	87.2	<b>1:34.631</b>	7	29.211	105.2	39.147	92.6	26.720	88.0	1:35.078
4	29.483	105.4	38.848	92.8	26.571	<b>88.4</b>	1:34.902	8	29.141	105.4	38.967	92.6	26.828	87.5	1:34.936
<b>28</b>	<b>Robert BROWN</b>				<b>Momo UK</b>										
1		103.6	40.536	92.9	27.556	<b>89.0</b>	1:51.156	5	30.365	103.2	39.070	90.0	27.124	87.3	1:36.559
2	29.837	105.0	38.877	92.3	<b>26.622</b>	86.6	1:35.336	6	29.782	<b>106.7</b>	39.116	91.6	27.062	87.2	1:35.960
3	29.590	105.0	<b>38.807</b>	92.6	26.927	86.7	<b>1:35.324</b>	7	29.685	104.9	39.273	91.7	26.953	86.3	1:35.911
4	29.582	104.9	39.060	<b>93.1</b>	27.555	87.2	1:36.197	8	<b>29.505</b>	105.7	39.252	91.3	27.290	87.3	1:36.047
<b>29</b>	<b>Alex OSBORNE</b>				<b>APO Motorsport</b>										
1		102.6	39.091	<b>92.7</b>	27.153	86.4	1:47.409	5	<b>29.416</b>	<b>104.4</b>	38.769	91.4	26.304	87.2	<b>1:34.489</b>
2	29.828	102.5	<b>38.757</b>	92.1	26.441	87.0	1:35.026	6	29.515	104.2	39.474	91.4	26.360	<b>87.6</b>	1:35.349
3	29.645	103.7	39.228	92.4	26.420	87.2	1:35.293	7	29.612	103.7	39.213	90.9	<b>26.278</b>	87.2	1:35.103
4	30.262	103.9	38.986	92.1	26.415	87.5	1:35.663	8	29.747	103.4	39.199	90.6	26.532	87.5	1:35.478
<b>33</b>	<b>Aron SMITH</b>				<b>Mardi Gras Motorsport</b>										
1		102.8	38.908	92.2	<b>26.597</b>	<b>86.7</b>	1:46.257	5	30.739	100.5	40.240	90.1	27.580	83.4	1:38.559
2	29.358	105.0	38.666	91.8	26.874	<b>86.7</b>	<b>1:34.898</b>	6	30.462	100.2	39.764	89.7	27.433	84.4	1:37.659
3	<b>29.123</b>	<b>105.4</b>	<b>38.541</b>	<b>92.4</b>	28.266	77.5	1:35.930	7	30.510	100.9	39.917	90.1	27.547	84.6	1:37.974
4	32.233	81.6	40.859	90.3	27.510	83.9	1:40.602	8	30.194	99.9	39.770	89.8	27.977	82.8	1:37.941
<b>38</b>	<b>Richard CANNON</b>				<b>JHR Developments</b>										
1		97.0	40.066	<b>92.7</b>	26.613		1:51.156	5	30.031	100.8	39.384	90.3	26.642	86.9	1:36.057
2	30.770	101.5	39.343	91.6	<b>26.525</b>	86.9	1:36.638	6	29.883	102.8	<b>39.145</b>	91.6	26.712	87.5	<b>1:35.740</b>
3	30.044	100.8	39.372	91.3	28.831	80.7	1:38.247	7	<b>29.854</b>	<b>103.7</b>	40.231	91.8	27.037	86.3	1:37.122
4	30.449	99.6	39.891	91.8	26.880	87.5	1:37.220	8	30.345	102.5	39.569	90.3	27.734	85.6	1:37.648
<b>43</b>	<b>Derek PIERCE</b>				<b>J &amp; D Pierce Race Team</b>										
1		102.6	40.119	91.3	27.031	86.6	1:49.304	5	29.811	103.6	39.004	92.2	<b>26.568</b>	<b>87.4</b>	1:35.383
2	29.667	104.2	38.929	<b>92.8</b>	26.862	86.1	1:35.458	6	29.492	103.6	38.785	91.6	26.618	87.3	1:34.895
3	29.410	<b>104.5</b>	38.977	91.9	26.764	86.8	1:35.151	7	29.399	103.4	39.325	92.2	26.655	87.3	1:35.379
4	<b>29.339</b>	<b>104.5</b>	39.485	92.4	27.710	84.2	1:36.534	8	29.340	<b>104.5</b>	<b>38.781</b>	90.9	26.609	86.7	<b>1:34.730</b>
<b>55</b>	<b>Mel HEALEY</b>				<b>Team Pyro</b>										
1		99.7	40.550	92.6	27.355	85.8	1:52.691	5	29.838	103.6	39.169	91.8	<b>26.759</b>	86.1	<b>1:35.766</b>
2	30.213	104.5	39.395	92.7	27.002	86.0	1:36.610	6	29.620	104.9	39.106	92.2	27.075	85.8	1:35.801
3	<b>29.450</b>	<b>105.7</b>	39.061	<b>93.3</b>	28.460	83.0	1:36.971	7	30.479	103.1	40.098	92.7	27.548	84.1	1:38.125
4	30.406	103.9	<b>39.004</b>	92.3	26.833	<b>87.5</b>	1:36.243	8	30.504	104.7	39.611	90.9	28.697	83.1	1:38.812
<b>77</b>	<b>Andrew JORDAN</b>				<b>Team Eurotech-John Guest Speedfit</b>										
1		104.7	38.459	<b>93.5</b>	26.695	87.0	1:43.271	5	29.088	104.4	38.714	91.6	<b>26.229</b>	87.5	1:34.031
2	<b>29.027</b>	<b>105.2</b>	<b>38.234</b>	92.7	26.710	87.3	1:33.971	6	29.254	104.0	38.596	90.8	26.246	87.6	1:34.096
3	29.145	104.4	38.535	92.3	26.388	87.0	1:34.068	7	29.140	104.0	38.537	91.7	26.335	87.3	1:34.012
4	29.136	104.2	38.502	92.8	26.276	<b>87.7</b>	<b>1:33.914</b>	8	29.170	104.2	38.622	92.1	26.355	87.4	1:34.147
<b>88</b>	<b>Finlay CROCKER</b>				<b>Cleland Motorsport</b>										
1		103.6	39.741	90.8	26.798	85.7	1:48.544	5	30.188	<b>105.5</b>	39.930	91.2	27.461	86.0	1:37.579
2	29.483	104.7	39.458	91.9	<b>26.616</b>	86.7	1:35.557	6	29.735	<b>105.5</b>	39.059	91.4	26.702	86.6	1:35.496
3	29.417	105.2	<b>38.909</b>	92.4	26.716	86.7	<b>1:35.042</b>	7	29.421	105.4	39.003	90.7	26.924	<b>87.0</b>	1:35.348
4	29.841	101.7	39.296	<b>92.8</b>	28.135	82.4	1:37.272	8	<b>29.333</b>	104.9	39.309	90.2	27.108	<b>87.0</b>	1:35.750

Croft  
Circuit Length = 2.1251 miles  
Start: 17:56 End: 18:09

Weather / Track : Bright / Dry

**ELF Renault Clio Cup**  
**RACE 2 - SPEED TRAPS**

SECTOR 1				SECTOR 2			FINISH LINE		
POS	NO	NAME	MPH	NO	NAME	MPH	NO	NAME	MPH
1	3	Andrew HERRON	107.2	3	Andrew HERRON	94.4	38	Richard CANNON	
2	6	Ben WINROW	106.9	6	Ben WINROW	94.4	21	Stefan HODGETTS	90.9
3	26	Barry BENHAM	106.9	2	Jim EDWARDS Jnr	94.1	28	Robert BROWN	89.0
4	16	Jonathan SHEPHERD	106.7	77	Andrew JORDAN	93.5	2	Jim EDWARDS Jnr	88.4
5	27	Dan EAGLING	106.7	55	Mel HEALEY	93.3	27	Dan EAGLING	88.4
6	28	Robert BROWN	106.7	26	Barry BENHAM	93.2	6	Ben WINROW	88.1
7	17	David SHEPHERD	106.4	27	Dan EAGLING	93.2	26	Barry BENHAM	88.1
8	21	Stefan HODGETTS	106.0	4	Niki LANIK	93.1	3	Andrew HERRON	88.0
9	2	Jim EDWARDS Jnr	105.7	16	Jonathan SHEPHERD	93.1	14	Ed PEAD	87.7
10	13	Guy PARR	105.7	17	David SHEPHERD	93.1	77	Andrew JORDAN	87.7
11	55	Mel HEALEY	105.7	28	Robert BROWN	93.1	29	Alex OSBORNE	87.6
12	88	Finlay CROCKER	105.5	13	Guy PARR	92.9	55	Mel HEALEY	87.5
13	33	Aron SMITH	105.4	14	Ed PEAD	92.9	17	David SHEPHERD	87.4
14	4	Niki LANIK	105.2	21	Stefan HODGETTS	92.9	43	Derek PIERCE	87.4
15	77	Andrew JORDAN	105.2	43	Derek PIERCE	92.8	4	Niki LANIK	87.3
16	14	Ed PEAD	105.0	88	Finlay CROCKER	92.8	13	Guy PARR	87.2
17	43	Derek PIERCE	104.5	29	Alex OSBORNE	92.7	16	Jonathan SHEPHERD	87.0
18	29	Alex OSBORNE	104.4	33	Aron SMITH	92.4	88	Finlay CROCKER	87.0
19	38	Richard CANNON	103.7	38	Richard CANNON	92.1	33	Aron SMITH	86.7

Weather / Track : Bright / Dry

www.msttiming.com

Croft  
 Circuit Length = 2.1251 miles  
 Start: 17:56 End: 18:09

Printed - 18.11 Saturday, 02 June 2007

# ELF Renault Clio Cup

## RACE 2 - BEST SECTOR TIMES

SECTOR 1			SECTOR 2			SECTOR 3			IDEAL / BEST COMPARISON						
POS	NO	NAME	TIME	NO	NAME	TIME	NO	NAME	TIME	POS	NO	NAME	IDEAL	BEST	DIFF
1	6	WINROW	28.822	2	EDWARDS Jnr	38.188	21	HODGETTS	25.962	1	21	HODGETTS	1:33.076	1:33.129	0.053
2	21	HODGETTS	28.825	77	JORDAN	38.234	14	PEAD	26.107	2	14	PEAD	1:33.296	1:33.410	0.114
3	14	PEAD	28.884	6	WINROW	38.281	77	JORDAN	26.229	3	6	WINROW	1:33.364	1:33.421	0.057
4	2	EDWARDS Jnr	28.914	4	LANIK	38.282	6	WINROW	26.261	4	2	EDWARDS Jnr	1:33.489	1:33.630	0.141
5	77	JORDAN	29.027	21	HODGETTS	38.289	29	OSBORNE	26.278	5	77	JORDAN	1:33.490	1:33.914	0.424
6	3	HERRON	29.031	14	PEAD	38.305	3	HERRON	26.352	6	3	HERRON	1:33.739	1:33.746	0.007
7	26	BENHAM	29.049	3	HERRON	38.356	2	EDWARDS Jnr	26.387	7	4	LANIK	1:33.862	1:34.014	0.152
8	27	EAGLING	29.056	17	SHEPHERD	38.503	4	LANIK	26.470	8	26	BENHAM	1:34.139	1:34.881	0.742
9	4	LANIK	29.110	33	SMITH	38.541	26	BENHAM	26.482	9	33	SMITH	1:34.261	1:34.898	0.637
10	33	SMITH	29.123	26	BENHAM	38.608	38	CANNON	26.525	10	27	EAGLING	1:34.331	1:34.631	0.300
11	17	SHEPHERD	29.181	27	EAGLING	38.746	27	EAGLING	26.529	11	29	OSBORNE	1:34.451	1:34.489	0.038
12	13	PARR	29.331	29	OSBORNE	38.757	43	PIERCE	26.568	12	17	SHEPHERD	1:34.474	1:34.652	0.178
13	88	CROCKER	29.333	43	PIERCE	38.781	33	SMITH	26.597	13	43	PIERCE	1:34.688	1:34.730	0.042
14	43	PIERCE	29.339	28	BROWN	38.807	88	CROCKER	26.616	14	88	CROCKER	1:34.858	1:35.042	0.184
15	16	SHEPHERD	29.358	13	PARR	38.854	28	BROWN	26.622	15	13	PARR	1:34.917	1:35.130	0.213
16	29	OSBORNE	29.416	88	CROCKER	38.909	13	PARR	26.732	16	28	BROWN	1:34.934	1:35.324	0.390
17	55	HEALEY	29.450	55	HEALEY	39.004	55	HEALEY	26.759	17	55	HEALEY	1:35.213	1:35.766	0.553
18	28	BROWN	29.505	38	CANNON	39.145	17	SHEPHERD	26.790	18	38	CANNON	1:35.524	1:35.740	0.216
19	38	CANNON	29.854	16	SHEPHERD	39.236	16	SHEPHERD	26.970	19	16	SHEPHERD	1:35.564	1:36.099	0.535
												<b>Perfect Lap</b>	<b>1:32.972</b>		

**ELF Renault Clio Cup**  
**RACE 2 - LAP CHART**

Lap 1			Lap 2			Lap 3			Lap 4			Lap 5		
No	Behind	Laptime	No	Behind	Laptime	No	Behind	Laptime	No	Behind	Laptime	No	Behind	Laptime
21		1:40.849	21		1:33.129	21		1:33.518	21		1:33.382	21		1:33.508
14	1.696	1:42.545	14	2.191	1:33.624	14	2.371	1:33.698	14	2.439	1:33.450	14	2.341	1:33.410
77	2.422	1:43.271	77	3.264	1:33.971	77	3.814	1:34.068	77	4.346	1:33.914	77	4.869	1:34.031
4	2.609	1:43.458	4	3.494	1:34.014	2	4.906	1:33.685	2	5.154	1:33.630	2	5.495	1:33.849
26	3.314	1:44.163	2	4.739	1:34.531	4	5.274	1:35.298	4	6.233	1:34.341	4	7.293	1:34.568
2	3.337	1:44.186	6	5.751	1:35.002	6	5.654	1:33.421	6	6.513	1:34.241	6	7.552	1:34.547
6	3.878	1:44.727	3	6.216	1:35.129	3	6.667	1:33.969	3	7.031	1:33.746	3	8.060	1:34.537
3	4.216	1:45.065	26	6.712	1:36.527	27	8.912	1:34.631	27	10.432	1:34.902	27	11.605	1:34.681
33	5.408	1:46.257	33	7.177	1:34.898	33	9.589	1:35.930	29	12.513	1:35.663	29	13.494	1:34.489
27	5.632	1:46.481	27	7.799	1:35.296	29	10.232	1:35.293	26	12.985	1:35.825	26	14.590	1:35.113
29	6.560	1:47.409	29	8.457	1:35.026	26	10.542	1:37.348	88	15.537	1:37.272	43	17.444	1:35.383
17	6.900	1:47.749	17	9.578	1:35.807	17	11.169	1:35.109	17	15.545	1:37.758	17	18.926	1:36.889
88	7.695	1:48.544	88	10.123	1:35.557	88	11.647	1:35.042	43	15.569	1:36.534	88	19.608	1:37.579
43	8.455	1:49.304	43	10.784	1:35.458	43	12.417	1:35.151	13	15.943	1:36.170	13	19.634	1:37.199
13	9.290	1:50.139	13	11.543	1:35.382	13	13.155	1:35.130	33	16.809	1:40.602	28	20.186	1:36.559
38	10.307	1:51.156	28	12.514	1:35.336	28	14.320	1:35.324	28	17.135	1:36.197	33	21.860	1:38.559
28	10.307	1:51.156	38	13.816	1:36.638	38	18.545	1:38.247	55	21.637	1:36.243	55	23.895	1:35.766
16	10.639	1:51.488	16	14.782	1:37.272	55	18.776	1:36.971	38	22.383	1:37.220	38	24.932	1:36.057
55	11.842	1:52.691	55	15.323	1:36.610	16	18.983	1:37.719	16	23.319	1:37.718	16	25.910	1:36.099

**ELF Renault Clio Cup**  
**RACE 2 - LAP CHART**

Lap 6			Lap 7			Lap 8		
No	Behind	Laptime	No	Behind	Laptime	No	Behind	Laptime
21		1:33.604	21		1:33.727	21		1:33.655
14	2.499	1:33.762	14	2.476	1:33.704	14	2.510	1:33.689
77	5.361	1:34.096	77	5.646	1:34.012	77	6.138	1:34.147
2	5.872	1:33.981	2	6.279	1:34.134	2	6.800	1:34.176
4	8.244	1:34.555	4	8.995	1:34.478	4	9.985	1:34.645
3	8.753	1:34.297	3	10.220	1:35.194	3	11.497	1:34.932
6	9.320	1:35.372	6	10.465	1:34.872	6	11.608	1:34.798
27	12.887	1:34.886	27	14.238	1:35.078	27	15.519	1:34.936
29	15.239	1:35.349	29	16.615	1:35.103	29	18.438	1:35.478
26	15.867	1:34.881	26	17.867	1:35.727	26	19.489	1:35.277
43	18.735	1:34.895	43	20.387	1:35.379	43	21.462	1:34.730
17	20.491	1:35.169	17	21.416	1:34.652	17	22.724	1:34.963
88	21.500	1:35.496	88	23.121	1:35.348	88	25.216	1:35.750
13	22.150	1:36.120	13	24.228	1:35.805	13	26.510	1:35.937
28	22.542	1:35.960	28	24.726	1:35.911	28	27.118	1:36.047
33	25.915	1:37.659	33	30.162	1:37.974	33	34.448	1:37.941
55	26.092	1:35.801	38	30.463	1:37.122	38	34.456	1:37.648
38	27.068	1:35.740	55	30.490	1:38.125	16	35.472	1:37.529
16	28.467	1:36.161	16	31.598	1:36.858	55	35.647	1:38.812


# ELF Renault Clio Cup

## RACE 2 - POSITION CHART

No	Name	Laps Pos	1	2	3	4	5	6	7	8
			21	HODGETTS	1	21	21	21	21	21
14	PEAD	2	14	14	14	14	14	14	14	14
77	JORDAN	3	77	77	77	77	77	77	77	77
4	LANIK	4	4	4	2	2	2	2	2	2
26	BENHAM	5	26	2	4	4	4	4	4	4
2	EDWARDS Jnr	6	2	6	6	6	6	3	3	3
6	WINROW	7	6	3	3	3	3	6	6	6
3	HERRON	8	3	26	27	27	27	27	27	27
33	SMITH	9	33	33	33	29	29	29	29	29
27	EAGLING	10	27	27	29	26	26	26	26	26
29	OSBORNE	11	29	29	26	88	43	43	43	43
17	SHEPHERD	12	17	17	17	17	17	17	17	17
88	CROCKER	13	88	88	88	43	88	88	88	88
43	PIERCE	14	43	43	43	13	13	13	13	13
13	PARR	15	13	13	13	33	28	28	28	28
38	CANNON	16	38	28	28	28	33	33	33	33
28	BROWN	17	28	38	38	55	55	55	38	38
16	SHEPHERD	18	16	16	55	38	38	38	55	16
55	HEALEY	19	55	55	16	16	16	16	16	55

# ELF Renault Clio Cup

## ROUND 4 - GRID

ROW 18	55   Mel HEALEY	11   Martin JOHNSTON
ROW 17	38   Richard CANNON	36   Chris LAW
ROW 16	33   Aron SMITH	46   Robert GAFFNEY
ROW 15	28   Robert BROWN	32   Alan TAYLOR
ROW 14	13   Guy PARR	50   Steve COLLISON
ROW 13	88   Finlay CROCKER	10   Ciaran BUTLER
ROW 12	17   David SHEPHERD	22   Carl BRADLEY
ROW 11	43   Derek PIERCE	44   Jamie CLELAND
ROW 10	26   Barry BENHAM	19   Ant SCRAGG
ROW 9	29   Alex OSBORNE	1   James WILLIAMS
ROW 8	27   Dan EAGLING	8   Alex MACDOWALL
ROW 7	6   Ben WINROW	66   Andrew BENTLEY
ROW 6	3   Andrew HERRON	18   Mark SPELLER
ROW 5	4   Niki LANIK	25   Robert LAWSON
ROW 4	2   Jim EDWARDS Jnr	24   Michael DOYLE
ROW 3	77   Andrew JORDAN	5   Philip HOUSE
ROW 2	14   Ed PEAD	34   Martin BYFORD
ROW 1	21   Stefan HODGETTS	9   Jonathan FILDES
	<b>Pole</b>	
		

Weather / Track : Sunny / Dry

Croft  
Circuit Length = 2.1251 miles

Clerk of Course :		Timekeeper :

# ELF Renault Clio Cup

## ROUND 4 - CLASSIFICATION

POS	NO	CL	NAME	NAT	ENTRY	LAPS	TIME	GAP	DIFF	MPH	BEST	ON
1	21		<b>Stefan HODGETTS</b>	GBR	Momo UK	12	18:54.356			80.93	1:33.386	2
2	9		<b>Jonathan FILDES</b>	IRL	Total Control Racing	12	18:56.832	<b>2.476</b>	2.476	80.75	1:33.733	7
3	2		<b>Jim EDWARDS Jnr</b>	GBR	Kangaroo Int/SMC Renault/JHR	12	19:02.161	<b>7.805</b>	5.329	80.37	1:33.790	2
4	34		<b>Martin BYFORD</b>	GBR	Z Speed Racing	12	19:03.493	<b>9.137</b>	1.332	80.28	1:33.731	2
5	25		<b>Robert LAWSON</b>	GBR	JHR Development	12	19:03.919	<b>9.563</b>	0.426	80.25	1:33.571	4
6	24		<b>Michael DOYLE</b>	GBR	In Tune with Robertshaw Racing	12	19:04.974	<b>10.618</b>	1.055	80.17	1:33.608	6
7	18		<b>Mark SPELLER</b>	GBR	Full Speed Racing	12	19:09.163	<b>14.807</b>	4.189	79.88	1:34.145	4
8	66		<b>Andrew BENTLEY</b>	GBR	Double Six Racing	12	19:09.873	<b>15.517</b>	0.710	79.83	1:33.955	4
9	27		<b>Dan EAGLING</b>	GBR	Glenn Eagling Motorsport	12	19:11.207	<b>16.851</b>	1.334	79.74	1:33.901	2
10	5		<b>Philip HOUSE</b>	GBR	PH Motorsport	12	19:16.193	<b>21.837</b>	4.986	79.40	1:33.829	4
11	6		<b>Ben WINROW</b>	GBR	Total Control. Racing	12	19:16.904	<b>22.548</b>	0.711	79.35	1:33.677	3
12	1		<b>James WILLIAMS</b>	GBR	Total Control Racing	12	19:20.981	<b>26.625</b>	4.077	79.07	1:34.674	9
13	17		<b>David SHEPHERD</b>	GBR	Amery Motorsport	12	19:21.024	<b>26.668</b>	0.043	79.07	1:34.653	5
14	3		<b>Andrew HERRON</b>	GBR	JHR Developments	12	19:21.475	<b>27.119</b>	0.451	79.04	1:34.040	4
15	10		<b>Ciaran BUTLER</b>	GBR	Full Speed Racing	12	19:27.795	<b>33.439</b>	6.320	78.61	1:34.768	11
16	28		<b>Robert BROWN</b>	GBR	Momo UK	12	19:29.157	<b>34.801</b>	1.362	78.52	1:34.994	7
17	46		<b>Robert GAFFNEY</b>	GBR	EPS UK with IDL Racing Services	12	19:31.918	<b>37.562</b>	2.761	78.33	1:35.351	8
18	88		<b>Finlay CROCKER</b>	GBR	Cleland Motorsport	12	19:31.971	<b>37.615</b>	0.053	78.33	1:35.161	9
19	43		<b>Derek PIERCE</b>	GBR	J & D Pierce Race Team	12	19:33.066	<b>38.710</b>	1.095	78.25	1:35.173	9
20	32		<b>Alan TAYLOR</b>	GBR	Robertshaw Racing	12	19:35.776	<b>41.420</b>	2.710	78.07	1:35.535	9
21	44		<b>Jamie CLELAND</b>	GBR	Cleland Motorsport	12	19:36.237	<b>41.881</b>	0.461	78.04	1:35.327	7
22	26		<b>Barry BENHAM</b>	GBR	Team TWC	12	19:38.096	<b>43.740</b>	1.859	77.92	1:35.318	8
23	38		<b>Richard CANNON</b>	GBR	JHR Developments	12	19:39.220	<b>44.864</b>	1.124	77.85	1:35.377	11
24	8		<b>Alex MACDOWALL</b>	GBR	Total Control Racing	12	19:51.075	<b>56.719</b>	11.855	77.07	1:34.627	10
25	55		<b>Mel HEALEY</b>	GBR	Team Pyro	12	20:01.112	<b>1:06.756</b>	10.037	76.43	1:35.090	8
26	11		<b>Martin JOHNSTON</b>	GBR	Full Speed Racing	12	20:07.163	<b>1:12.807</b>	6.051	76.04	1:37.397	6
27	13		<b>Guy PARR</b>	GBR	Glenn Eagling Motorsport	12	20:12.730	<b>1:18.374</b>	5.567	75.70	1:36.907	11
28	22		<b>Carl BRADLEY</b>	GBR	Coastal Racing	11	19:47.855	<b>1 lap</b>	1 lap	70.84	1:35.226	10
NOT CLASSIFIED												
DNF	14		<b>Ed PEAD</b>	GBR	Mardi Gras Motorsport	8	12:44.782	<b>4 laps</b>	3 laps	80.02	1:33.748	3
DNF	4		<b>Niki LANIK</b>	AUT	Youth for Human Rights with SVE	4	8:07.323	<b>8 laps</b>	4 laps	62.79	1:33.776	4
DNF	33		<b>Aron SMITH</b>	IRL	Mardi Gras Motorsport	3	5:02.652	<b>9 laps</b>	1 lap	75.83	1:34.676	3
DNF	19		<b>Ant SCRAGG</b>	GBR	Full Speed Racing	3	5:02.691	<b>9 laps</b>	0.039	75.82	1:35.332	3
DNF	50		<b>Steve COLLISON</b>	GBR	Collison Racing	3	8:25.663	<b>9 laps</b>	1:19.299	45.38	1:41.844	3
DNF	29		<b>Alex OSBORNE</b>	GBR	APO Motorsport	0						
DNF	36		<b>Chris LAW</b>	GBR	Team Pyro	0						
DNF	77		<b>Andrew JORDAN</b>	GBR	Team Eurotech-John Guest Speedfit	0						
FASTEST LAP												
	21		<b>Stefan HODGETTS</b>	GBR	Momo UK	2	1:33.386		81.92 mph		131.83 kph	

Weather / Track : Bright / Dry  
 These results are provisional until the conclusion of any judicial and technical matters.

Croft  
 Circuit Length = 2.1251 miles  
 Start: 17:32 End: 17:52

Clerk of Course :	Timekeeper :
-------------------	--------------

# ELF Renault Clio Cup

## ROUND 4 - SECTOR ANALYSIS

<b>1</b>	<b>James WILLIAMS</b> Total Control Racing														
1	101.5	39.171	91.7	27.815	86.7	1:50.595	7	29.379	105.5	39.052	91.6	27.561	86.0	1:35.992	
2	30.127	<b>106.4</b>	39.197	90.4	26.788	86.3	1:36.112	8	30.667	104.0	<b>38.901</b>	91.4	26.718	<b>87.7</b>	1:36.286
3	29.292	105.4	38.949	91.8	<b>26.616</b>	87.0	1:34.857	9	<b>28.988</b>	105.8	39.038	91.7	26.648	87.3	<b>1:34.674</b>
4	29.255	105.5	39.236	91.7	26.755	86.6	1:35.246	10	29.174	106.0	38.965	<b>92.2</b>	26.643	86.9	1:34.782
5	29.465	104.9	39.196	91.3	26.665	87.2	1:35.326	11	29.167	105.8	39.060	<b>92.2</b>	27.094	86.4	1:35.321
6	29.416	105.0	39.009	91.7	26.676	87.0	1:35.101	12	29.577	106.2	39.645	91.1	27.467	85.4	1:36.689
<b>2</b>	<b>Jim EDWARDS Jnr</b> Kangaroo Int/SMC Renault/JHR														
1	101.8	38.766	92.3	26.572	86.8	1:45.406	7	29.027	105.7	38.558	92.7	26.599	86.6	1:34.184	
2	29.153	106.2	38.340	<b>93.3</b>	<b>26.297</b>	87.0	<b>1:33.790</b>	8	29.089	105.4	38.891	92.2	26.944	86.5	1:34.924
3	29.024	105.5	38.653	<b>93.3</b>	26.313	87.3	1:33.990	9	28.954	104.9	38.954	92.7	26.887	87.5	1:34.795
4	28.912	104.9	38.422	92.3	26.703	87.2	1:34.037	10	<b>28.893</b>	103.7	38.570	92.6	26.443	<b>87.8</b>	1:33.906
5	28.995	<b>107.0</b>	38.492	92.9	26.518	87.5	1:34.005	11	29.140	102.6	38.879	92.2	26.384	87.6	1:34.403
6	29.087	105.2	<b>38.328</b>	93.2	26.491	86.8	1:33.906	12	29.102	104.2	38.795	92.2	26.918	83.3	1:34.815
<b>3</b>	<b>Andrew HERRON</b> JHR Developments														
1	105.0	39.436	91.4	27.019	87.6	1:48.243	7	29.738	105.5	39.195	91.9	28.159	86.6	1:37.092	
2	29.503	106.4	38.585	92.4	26.589	86.7	1:34.677	8	29.438	105.8	39.515	91.1	26.990	87.4	1:35.943
3	29.120	107.0	38.593	93.2	<b>26.387</b>	<b>88.0</b>	1:34.100	9	29.141	106.2	39.143	91.8	27.280	86.8	1:35.564
4	<b>28.790</b>	<b>107.4</b>	<b>38.402</b>	<b>93.6</b>	26.848	86.3	<b>1:34.040</b>	10	29.300	107.0	39.155	92.4	27.035	87.0	1:35.490
5	29.055	107.2	38.611	93.1	28.614	85.4	1:36.280	11	29.279	106.2	39.373	89.8	27.311	87.0	1:35.963
6	29.637	107.0	39.562	88.5	27.512	85.7	1:36.711	12	29.450	105.7	40.711	91.7	27.211	80.3	1:37.372
<b>4</b>	<b>Niki LANIK</b> Youth for Human Rights with SVE														
1	104.4	40.382	87.2	28.166	86.7	1:49.283	3	29.264	105.0	38.789	<b>93.3</b>	<b>26.219</b>	86.3	1:34.272	
2	29.224	104.2	<b>38.127</b>	92.7	26.475	86.3	1:33.826	4	<b>28.919</b>	<b>105.7</b>	38.473	93.1	26.384	<b>87.0</b>	<b>1:33.776</b>
<b>5</b>	<b>Philip HOUSE</b> PH Motorsport														
1	104.5	38.727	93.3	<b>26.429</b>	87.3	1:45.051	7	30.478	105.0	39.049	91.3	26.545	86.8	1:36.072	
2	29.144	106.2	38.495	<b>94.0</b>	26.947	87.0	1:34.586	8	29.298	104.7	38.968	91.8	26.555	87.5	1:34.821
3	<b>28.969</b>	107.0	38.460	93.3	27.111	86.1	1:34.540	9	29.275	105.4	39.345	90.9	26.645	87.6	1:35.265
4	29.064	<b>107.5</b>	<b>38.247</b>	93.5	26.518	86.8	<b>1:33.829</b>	10	29.196	105.7	38.988	91.7	26.618	87.5	1:34.802
5	29.173	106.9	42.670	92.8	28.264	85.4	1:40.107	11	29.586	105.2	39.443	92.1	26.701	<b>87.7</b>	1:35.730
6	29.739	106.0	38.830	90.3	27.391	86.7	1:35.960	12	29.412	105.0	39.363	91.6	26.655	86.6	1:35.430
<b>6</b>	<b>Ben WINROW</b> Total Control. Racing														
1	106.4	40.326	76.9	28.965	86.7	1:50.609	7	29.993	106.0	38.953	91.7	29.438	86.4	1:38.384	
2	29.663	106.9	38.853	92.1	26.522	88.0	1:35.038	8	29.195	104.5	39.190	91.7	26.958	86.8	1:35.343
3	29.006	105.7	<b>38.386</b>	93.6	<b>26.285</b>	<b>88.2</b>	<b>1:33.677</b>	9	28.957	104.9	38.851	92.7	26.763	86.6	1:34.571
4	<b>28.834</b>	106.7	38.530	<b>94.0</b>	26.634	87.5	1:33.998	10	29.116	104.7	39.007	92.3	26.825	86.7	1:34.948
5	29.166	107.2	38.423	<b>94.0</b>	27.275	86.8	1:34.864	11	29.023	104.9	38.777	92.7	26.836	87.5	1:34.636
6	29.991	<b>107.7</b>	38.663	93.3	27.417	86.9	1:36.071	12	29.039	105.2	38.824	92.8	26.902	86.6	1:34.765
<b>8</b>	<b>Alex MACDOWALL</b> Total Control Racing														
1	98.8	39.348	<b>92.4</b>	27.233	86.0	1:50.411	7	31.583	98.0	39.758	91.9	<b>26.561</b>	86.9	1:37.902	
2	29.558	<b>106.0</b>	1:06.579	61.0	28.191	86.4	2:04.328	8	29.805	102.3	39.013	92.1	26.720	86.3	1:35.538
3	30.245	101.8	39.804	90.9	26.617	86.8	1:36.666	9	29.321	103.4	39.041	92.1	26.980	86.9	1:35.342
4	30.186	102.9	39.109	91.8	26.678	86.3	1:35.973	10	29.218	104.4	38.764	92.2	26.645	<b>87.2</b>	<b>1:34.627</b>
5	29.634	103.6	38.980	91.8	26.931	85.6	1:35.545	11	<b>29.186</b>	103.9	38.785	92.3	26.761	<b>87.2</b>	1:34.732
6	29.325	104.0	<b>38.719</b>	91.9	26.649	86.7	1:34.693	12	29.249	104.9	39.187	91.3	26.882	87.0	1:35.318
<b>9</b>	<b>Jonathan FILDES</b> Total Control Racing														
1	105.0	38.697	92.6	<b>26.117</b>	87.8	1:42.911	7	28.987	105.8	38.533	91.8	26.213	88.0	<b>1:33.733</b>	
2	29.031	105.0	38.708	<b>92.9</b>	26.172	88.1	1:33.911	8	28.946	105.8	<b>38.531</b>	92.6	26.314	88.2	1:33.791
3	28.964	105.5	38.550	92.8	26.703	87.8	1:34.217	9	<b>28.891</b>	105.7	38.683	92.3	26.301	<b>88.3</b>	1:33.875
4	29.097	105.5	38.974	92.3	26.419	87.3	1:34.490	10	28.910	105.8	38.739	91.1	26.349	88.1	1:33.998
5	28.981	<b>106.5</b>	38.618	92.6	26.213	88.1	1:33.812	11	28.928	105.7	38.735	91.8	26.438	88.0	1:34.101
6	28.975	105.7	38.588	92.7	26.259	88.0	1:33.822	12	28.992	105.4	38.803	92.2	26.376	88.1	1:34.171
<b>10</b>	<b>Ciaran BUTLER</b> Full Speed Racing														
1	102.3	39.767	92.2	28.139	86.4	1:54.962	7	29.741	103.7	38.788	<b>92.9</b>	26.631	88.0	1:35.160	
2	29.751	<b>105.8</b>	39.774	91.7	27.332	86.5	1:36.857	8	29.476	105.2	38.796	92.8	<b>26.555</b>	88.2	1:34.827

Croft  
Circuit Length = 2.1251 miles  
Start: 17:32 End: 17:52

Weather / Track : Bright / Dry

# ELF Renault Clio Cup

## ROUND 4 - SECTOR ANALYSIS

3	29.636	105.0	41.163	88.5	27.563	86.8	1:38.362	9	29.295	104.9	38.884	92.6	26.921	87.8	1:35.100	
4	29.679	103.7	38.976	91.9	26.938	86.8	1:35.593	10	29.517	104.9	39.180	92.8	26.847	88.0	1:35.544	
5	29.741	104.4	39.276	92.4	27.020	87.5	1:36.037	11	29.364	105.0	<b>38.726</b>	92.6	26.678	<b>88.3</b>	<b>1:34.768</b>	
6	29.452	104.9	38.787	92.6	26.659	87.5	1:34.898	12	<b>29.276</b>	104.7	39.323	91.4	27.088	87.2	1:35.687	
<b>11</b>	<b>Martin JOHNSTON</b>							<b>Full Speed Racing</b>								
1	94.3	44.893	84.7	27.573	85.8	2:04.042	7	31.534	97.4	41.859	91.6	27.118	87.8	1:40.511		
2	30.766	101.7	41.135	89.1	27.590	86.8	1:39.491	8	30.579	101.1	39.895	91.2	27.215	<b>88.1</b>	1:37.689	
3	30.278	100.8	40.864	91.6	27.987	87.3	1:39.129	9	30.053	101.5	40.482	91.1	<b>27.070</b>	86.7	1:37.605	
4	31.293	100.5	40.359	90.7	27.655	87.2	1:39.307	10	30.296	102.0	40.817	86.5	27.487	86.9	1:38.600	
5	30.707	101.8	<b>39.816</b>	<b>91.7</b>	27.247	87.3	1:37.770	11	<b>29.845</b>	<b>103.1</b>	39.951	91.4	27.725	87.2	1:37.521	
6	30.061	102.5	40.032	91.3	27.304	86.9	<b>1:37.397</b>	12	30.240	101.4	40.232	90.8	27.629	87.5	1:38.101	
<b>13</b>	<b>Guy PARR</b>							<b>Glenn Eagling Motorsport</b>								
1	95.9	44.002	87.2	27.668	85.5	2:18.548	7	32.062	97.0	40.553	90.0	27.147	85.8	1:39.762		
2	30.534	101.8	<b>39.383</b>	89.7	27.252	86.1	1:37.169	8	30.081	102.6	40.385	90.1	27.517	85.1	1:37.983	
3	29.694	<b>104.9</b>	41.715	88.9	<b>26.840</b>	85.8	1:38.249	9	29.945	102.9	39.902	89.6	27.798	85.7	1:37.645	
4	<b>29.682</b>	103.7	40.350	90.4	26.950	84.8	1:36.982	10	29.952	103.1	39.619	<b>90.8</b>	27.463	<b>87.0</b>	1:37.034	
5	30.060	103.1	39.808	90.2	27.253	83.9	1:37.121	11	29.971	102.9	39.567	88.7	27.369	86.0	<b>1:36.907</b>	
6	31.508	103.7	39.770	<b>90.8</b>	27.101	86.4	1:38.379	12	29.961	102.6	39.791	89.2	27.199	86.3	1:36.951	
<b>14</b>	<b>Ed PEAD</b>							<b>Mardi Gras Motorsport</b>								
1	102.8	38.563	<b>93.2</b>	<b>26.332</b>	<b>86.6</b>	1:44.574	5	29.294	106.2	38.731	92.8	26.347	<b>86.6</b>	1:34.372		
2	29.126	106.0	<b>38.392</b>	92.8	26.358	86.3	1:33.876	6	28.955	<b>106.5</b>	38.592	92.6	26.531	85.8	1:34.078	
3	28.951	106.2	38.429	93.1	26.368	<b>86.6</b>	<b>1:33.748</b>	7	<b>28.950</b>	106.4	38.502	92.4	27.415	84.7	1:34.867	
4	29.046	106.2	38.557	93.1	26.635	86.3	1:34.238	8	29.106	106.4	38.714	92.7	27.209	84.3	1:35.029	
<b>17</b>	<b>David SHEPHERD</b>							<b>Amery Motorsport</b>								
1	103.9	39.975	91.9	27.823	86.0	1:53.827	7	29.355	105.0	<b>38.481</b>	<b>93.3</b>	27.097	<b>87.4</b>	1:34.933		
2	29.679	103.9	38.713	92.9	<b>26.606</b>	86.5	1:34.998	8	31.012	105.2	38.891	92.7	27.031	86.9	1:36.934	
3	29.286	106.4	38.593	<b>93.3</b>	26.975	86.6	1:34.854	9	<b>29.026</b>	106.7	38.713	93.2	26.940	86.9	1:34.679	
4	29.328	105.4	38.833	<b>93.3</b>	26.979	86.6	1:35.140	10	29.175	<b>107.4</b>	38.695	93.2	26.836	86.4	1:34.706	
5	29.178	105.7	38.746	92.7	26.729	87.3	<b>1:34.653</b>	11	29.168	107.2	38.732	93.1	27.285	86.9	1:35.185	
6	29.295	105.7	38.774	<b>93.3</b>	26.749	87.3	1:34.818	12	29.357	105.7	39.764	92.3	27.176	86.1	1:36.297	
<b>18</b>	<b>Mark SPELLER</b>							<b>Full Speed Racing</b>								
1	104.4	39.174	92.7	26.554	87.3	1:46.696	7	29.176	104.4	39.057	91.7	26.527	87.5	1:34.760		
2	29.391	<b>105.0</b>	<b>38.582</b>	<b>93.1</b>	26.657	86.7	1:34.630	8	29.292	103.6	38.927	92.1	26.437	<b>87.7</b>	1:34.656	
3	<b>29.042</b>	104.9	38.628	92.9	26.513	<b>87.7</b>	1:34.183	9	29.216	104.0	39.135	92.8	26.508	87.5	1:34.859	
4	29.154	104.5	38.644	91.7	<b>26.347</b>	87.4	<b>1:34.145</b>	10	29.240	104.2	39.227	92.3	26.525	87.2	1:34.992	
5	29.302	104.5	39.490	92.2	26.457	87.3	1:35.249	11	29.178	104.7	39.156	92.4	26.476	87.4	1:34.810	
6	29.212	104.4	38.840	91.8	26.599	87.4	1:34.651	12	29.175	104.9	39.629	91.2	26.728	86.7	1:35.532	
<b>19</b>	<b>Ant SCRAGG</b>							<b>Full Speed Racing</b>								
1	101.7	40.120	90.1	26.842	87.0	1:51.935	3	<b>29.572</b>	<b>104.9</b>	<b>38.785</b>	<b>93.1</b>	26.975	<b>87.8</b>	<b>1:35.332</b>		
2	29.799	104.4	39.026	92.4	<b>26.599</b>	86.9	1:35.424	4								
<b>21</b>	<b>Stefan HODGETTS</b>							<b>Momo UK</b>								
1	105.4	38.539	92.6	<b>26.059</b>	87.4	1:42.305	7	28.841	<b>106.9</b>	38.430	92.9	26.305	88.0	1:33.576		
2	<b>28.752</b>	106.2	38.336	<b>93.3</b>	26.298	87.7	<b>1:33.386</b>	8	28.881	106.2	38.373	92.7	26.361	88.1	1:33.615	
3	28.875	106.2	<b>38.287</b>	<b>93.3</b>	26.232	87.8	1:33.394	9	28.864	106.4	38.432	92.8	26.285	88.1	1:33.581	
4	29.228	86.8	40.451	91.9	26.236	87.8	1:35.915	10	28.878	106.5	38.565	92.3	26.282	88.2	1:33.725	
5	28.869	106.0	38.296	92.8	26.402	86.3	1:33.567	11	28.833	106.4	38.544	91.3	26.474	88.2	1:33.851	
6	28.936	106.0	38.370	92.6	26.237	88.0	1:33.543	12	28.817	106.4	38.576	92.2	26.505	<b>88.5</b>	1:33.898	
<b>22</b>	<b>Carl BRADLEY</b>							<b>Coastal Racing</b>								
1	101.7	39.775	92.3	28.146	86.4	1:55.499	7	29.784	103.4	39.124	92.3	26.900	<b>87.4</b>	1:35.808		
2	29.545	<b>106.9</b>	40.197	<b>92.6</b>	27.415	85.3	1:37.157	8	29.303	104.9	39.107	91.9	26.881	87.2	1:35.291	
3	30.012	105.0	51.260	73.7	ln		3:23.660 P	9	29.257	104.9	<b>38.999</b>	91.8	27.104	87.3	1:35.360	
4	Out	101.2	40.033	91.6	27.042	86.4	1:41.385	10	<b>29.196</b>	105.0	39.034	91.9	26.996	<b>87.4</b>	<b>1:35.226</b>	
5	29.712	104.7	39.231	92.3	<b>26.830</b>	86.9	1:35.773	11	29.310	104.9	39.204	91.3	27.114	86.6	1:35.628	
6	30.722	98.8	39.346	92.4	27.000	87.0	1:37.068	12								

Croft  
Circuit Length = 2.1251 miles  
Start: 17:32 End: 17:52

Weather / Track : Bright / Dry

**ELF Renault Clio Cup**  
**ROUND 4 - SECTOR ANALYSIS**

<b>24</b>	<b>Michael DOYLE</b> In Tune with Robertshaw Racing														
1	105.4	38.793	93.6	27.100	86.6	1:46.235	7	28.841	107.0	38.625	92.2	26.320	87.5	1:33.786	
2	29.367	106.5	38.576	93.9	26.520	87.5	1:34.463	8	28.802	107.9	38.460	93.2	26.915	85.9	1:34.177
3	28.856	107.7	38.392	93.5	26.432	87.4	1:33.680	9	29.412	107.0	41.700	92.4	26.517	87.8	1:37.629
4	29.073	107.5	<b>38.344</b>	<b>94.1</b>	26.492	87.6	1:33.909	10	29.076	105.8	38.725	92.7	26.497	87.7	1:34.298
5	29.107	<b>108.8</b>	39.395	92.8	26.358	87.5	1:34.860	11	28.951	107.2	38.827	92.2	26.454	88.0	1:34.232
6	<b>28.769</b>	107.7	38.487	93.1	26.352	<b>88.1</b>	<b>1:33.608</b>	12	29.014	106.9	38.638	92.7	26.445	87.7	1:34.097
<b>25</b>	<b>Robert LAWSON</b> JHR Development														
1	103.7	38.822	<b>93.3</b>	26.573	86.4	1:46.082	7	28.902	<b>107.7</b>	40.097	86.1	26.593	86.5	1:35.592	
2	29.243	106.4	38.476	92.8	26.477	86.1	1:34.196	8	29.034	105.5	38.662	91.8	26.462	<b>87.7</b>	1:34.158
3	<b>28.782</b>	107.4	38.387	93.1	26.476	85.9	1:33.645	9	28.886	107.2	39.038	92.7	26.504	87.5	1:34.428
4	28.801	106.7	38.377	92.8	<b>26.393</b>	86.4	<b>1:33.571</b>	10	28.927	106.2	38.663	92.7	26.439	86.7	1:34.029
5	29.037	<b>107.7</b>	39.719	91.4	26.423	86.3	1:35.179	11	29.029	106.7	38.707	92.7	26.718	86.6	1:34.454
6	28.912	106.7	<b>38.370</b>	92.8	26.523	86.6	1:33.805	12	28.946	107.2	38.928	91.3	26.906	86.9	1:34.780
<b>26</b>	<b>Barry BENHAM</b> Team TWC														
1	98.1	39.708	93.5	27.083	86.6	1:57.362	7	29.536	106.0	38.989	91.9	27.489	87.2	1:36.014	
2	29.539	106.0	39.569	<b>94.0</b>	30.948	87.2	1:40.056	8	29.220	107.4	39.134	91.7	26.964	87.4	<b>1:35.318</b>
3	29.450	106.7	39.594	91.9	<b>26.841</b>	87.3	1:35.885	9	29.347	107.2	39.091	91.7	27.180	87.2	1:35.618
4	29.814	106.9	<b>38.642</b>	92.9	26.976	87.3	1:35.432	10	29.202	<b>108.2</b>	40.404	91.4	27.956	82.8	1:37.562
5	29.830	106.7	39.759	90.4	27.582	86.8	1:37.171	11	29.494	106.7	39.063	91.8	26.970	<b>88.2</b>	1:35.527
6	<b>29.164</b>	107.5	39.423	90.6	27.652	87.4	1:36.239	12	29.169	107.0	39.849	91.9	26.894	87.3	1:35.912
<b>27</b>	<b>Dan EAGLING</b> Glenn Eagling Motorsport														
1	104.9	39.399	91.7	28.453	86.8	1:49.873	7	<b>28.848</b>	106.5	38.766	93.1	26.691	87.7	1:34.305	
2	29.275	107.0	<b>38.356</b>	93.9	<b>26.270</b>	87.0	<b>1:33.901</b>	8	28.953	106.7	38.875	92.8	26.597	<b>88.5</b>	1:34.425
3	29.048	107.7	38.625	<b>94.4</b>	26.614	86.8	1:34.287	9	28.931	106.5	38.900	93.5	26.848	87.5	1:34.679
4	29.131	<b>107.9</b>	38.652	93.5	26.596	87.0	1:34.379	10	29.042	106.7	39.103	93.2	26.827	87.4	1:34.972
5	29.370	107.5	38.680	93.6	27.364	86.0	1:35.414	11	29.075	106.2	38.961	93.2	27.015	87.8	1:35.051
6	29.303	107.0	38.686	93.2	26.854	87.4	1:34.843	12	28.966	106.2	39.189	92.9	26.923	88.1	1:35.078
<b>28</b>	<b>Robert BROWN</b> Momo UK														
1	103.9	39.763	90.7	28.215	85.6	1:54.528	7	29.281	106.0	<b>38.867</b>	92.7	26.846	86.3	<b>1:34.994</b>	
2	29.934	105.2	39.719	90.1	27.068	86.1	1:36.721	8	29.131	106.0	39.129	92.1	26.855	86.6	1:35.115
3	29.268	<b>106.7</b>	42.596	87.8	27.669	85.3	1:39.533	9	29.314	105.8	39.241	91.4	26.826	86.6	1:35.381
4	29.876	104.9	39.176	90.2	26.875	85.3	1:35.927	10	<b>29.048</b>	106.5	39.396	91.1	<b>26.716</b>	<b>87.0</b>	1:35.160
5	29.356	106.4	39.277	92.6	26.920	85.9	1:35.553	11	29.107	<b>106.7</b>	39.197	92.2	26.926	86.6	1:35.230
6	29.350	106.2	38.992	<b>92.9</b>	26.924	85.5	1:35.266	12	29.293	106.0	39.648	91.3	26.808	86.9	1:35.749
<b>32</b>	<b>Alan TAYLOR</b> Robertshaw Racing														
1	96.4	41.075	92.8	26.803	86.3	1:58.718	7	29.715	104.0	39.508	91.9	26.892	86.6	1:36.115	
2	29.708	105.0	39.310	<b>93.5</b>	27.851	87.0	1:36.869	8	29.566	105.7	39.384	91.6	26.703	<b>87.5</b>	1:35.653
3	29.673	104.9	39.608	92.1	27.458	86.9	1:36.739	9	29.476	105.7	39.277	89.5	26.782	86.6	<b>1:35.535</b>
4	30.117	105.4	<b>38.638</b>	90.6	27.177	87.2	1:35.932	10	29.543	<b>105.8</b>	39.318	91.1	<b>26.696</b>	87.3	1:35.557
5	30.058	103.4	39.735	90.7	26.878	86.1	1:36.671	11	29.486	<b>105.8</b>	39.390	91.6	26.886	86.8	1:35.762
6	<b>29.445</b>	<b>105.8</b>	39.989	89.7	26.849	86.5	1:36.283	12	29.741	105.2	39.318	91.6	26.883	85.8	1:35.942
<b>33</b>	<b>Aron SMITH</b> Mardi Gras Motorsport														
1	105.0	40.158	88.8	26.944	<b>86.4</b>	1:52.634	3	<b>29.246</b>	<b>107.0</b>	<b>38.863</b>	<b>93.1</b>	<b>26.567</b>	85.7	<b>1:34.676</b>	
2	29.472	105.5	39.073	91.7	26.797	85.8	1:35.342	4							
<b>34</b>	<b>Martin BYFORD</b> Z Speed Racing														
1	103.9	38.648	92.7	26.440	87.0	1:44.247	7	28.974	105.8	38.553	92.6	27.042	87.0	1:34.569	
2	29.027	105.8	<b>38.362</b>	92.8	<b>26.342</b>	<b>87.6</b>	<b>1:33.731</b>	8	29.162	105.7	38.847	91.7	26.818	86.7	1:34.827
3	28.959	106.4	38.571	93.1	26.430	87.5	1:33.960	9	29.084	105.2	38.957	92.6	27.265	87.2	1:35.306
4	<b>28.958</b>	106.4	38.619	<b>93.2</b>	26.608	86.8	1:34.185	10	29.165	<b>106.5</b>	38.958	92.1	26.761	87.3	1:34.884
5	29.297	106.2	38.577	92.3	26.375	87.4	1:34.249	11	29.021	105.5	38.869	91.7	26.611	87.3	1:34.501
6	29.120	106.0	38.617	92.6	26.384	87.4	1:34.121	12	29.156	105.4	39.040	92.6	26.717	86.7	1:34.913
<b>38</b>	<b>Richard CANNON</b> JHR Developments														
1	99.0	39.900	91.4	27.854	84.0	1:56.019	7	29.952	103.1	39.396	91.8	26.905	87.3	1:36.253	
2	29.761	103.6	39.861	91.7	26.988	87.7	1:36.610	8	29.405	103.9	39.653	90.7	27.226	87.3	1:36.284

Croft  
Circuit Length = 2.1251 miles  
Start: 17:32 End: 17:52

Weather / Track : Bright / Dry

# ELF Renault Clio Cup

## ROUND 4 - SECTOR ANALYSIS

3	29.560	104.2	40.615	89.2	27.587	86.9	1:37.762	9	29.581	104.4	39.205	91.9	27.245	87.4	1:36.031
4	30.004	104.2	<b>39.124</b>	<b>92.3</b>	28.310	82.3	1:37.438	10	29.764	103.6	39.354	90.7	26.904	<b>88.1</b>	1:36.022
5	30.297	103.9	39.701	88.4	28.338	82.2	1:38.336	11	29.341	<b>104.9</b>	39.410	90.6	<b>26.626</b>	87.3	<b>1:35.377</b>
6	30.029	104.0	39.501	90.3	27.803	87.2	1:37.333	12	<b>29.337</b>	<b>104.9</b>	39.384	91.1	27.034	86.9	1:35.755
<b>43</b>	<b>Derek PIERCE</b>							<b>J &amp; D Pierce Race Team</b>							
1	102.0	39.974	92.6	26.965	85.6	1:57.978	7	<b>29.218</b>	105.7	39.715	89.8	27.025	87.4	1:35.958	
2	29.872	105.7	39.591	<b>93.1</b>	27.764	85.1	1:37.227	8	29.663	104.2	39.163	91.6	26.941	<b>87.6</b>	1:35.767
3	29.575	105.4	39.568	91.7	27.604	85.6	1:36.747	9	29.325	104.9	<b>38.946</b>	91.8	26.902	87.3	<b>1:35.173</b>
4	29.681	<b>106.2</b>	39.014	92.8	27.134	85.8	1:35.829	10	29.544	104.9	39.045	91.6	<b>26.751</b>	86.7	1:35.340
5	29.606	105.7	39.241	92.2	26.858	86.6	1:35.705	11	29.436	105.4	39.221	91.6	26.839	87.4	1:35.496
6	29.656	105.8	39.318	92.3	26.815	86.1	1:35.789	12	29.494	105.7	39.690	89.7	26.873	86.0	1:36.057
<b>44</b>	<b>Jamie CLELAND</b>							<b>Cleland Motorsport</b>							
1	102.8	40.864	90.9	26.931	86.5	2:00.256	7	29.478	105.0	39.171	92.2	<b>26.678</b>	<b>87.0</b>	<b>1:35.327</b>	
2	29.530	105.7	39.113	<b>92.8</b>	27.174	86.8	1:35.817	8	29.301	105.2	39.179	92.3	27.038	86.6	1:35.518
3	29.655	106.0	39.585	91.4	27.844	84.6	1:37.084	9	29.361	106.2	<b>38.792</b>	92.4	27.381	85.8	1:35.534
4	30.126	107.0	39.088	91.7	26.880	85.6	1:36.094	10	29.354	106.0	39.191	92.1	26.870	86.7	1:35.415
5	29.746	105.5	39.777	88.1	27.950	84.7	1:37.473	11	<b>29.185</b>	105.4	38.983	92.2	27.335	86.9	1:35.503
6	29.676	<b>107.2</b>	39.445	90.4	27.409	86.1	1:36.530	12	29.316	106.4	39.258	91.9	27.112	86.4	1:35.686
<b>46</b>	<b>Robert GAFFNEY</b>							<b>EPS UK with IDL Racing Services</b>							
1	99.6	40.012	92.1	27.591	86.9	1:57.508	7	29.485	105.0	39.177	92.3	26.843	87.4	1:35.505	
2	29.766	106.0	39.875	91.4	27.399	85.7	1:37.040	8	29.410	104.7	<b>39.048</b>	92.2	26.893	87.4	<b>1:35.351</b>
3	29.469	104.5	40.027	91.1	27.146	87.0	1:36.642	9	29.496	104.9	39.284	92.1	26.819	<b>87.7</b>	1:35.599
4	29.821	<b>106.4</b>	39.192	<b>92.9</b>	26.978	86.6	1:35.991	10	<b>29.400</b>	105.5	39.352	86.6	27.031	86.7	1:35.783
5	29.682	105.4	39.373	92.4	<b>26.673</b>	86.7	1:35.728	11	29.455	105.0	39.118	91.9	26.786	87.2	1:35.359
6	29.575	105.4	39.113	92.3	26.802	86.7	1:35.490	12	29.440	105.5	39.402	92.1	27.080	87.4	1:35.922
<b>50</b>	<b>Steve COLLISON</b>							<b>Collison Racing</b>							
1	94.8	47.310	82.1	In		2:57.931 P	3	<b>31.968</b>	<b>98.5</b>	<b>42.156</b>	87.2	27.720	<b>85.2</b>	<b>1:41.844</b>	
2	Out	98.0	43.037	<b>87.5</b>	<b>27.640</b>	84.9	1:42.215	4							
<b>55</b>	<b>Mel HEALEY</b>							<b>Team Pyro</b>							
1	99.3	39.772	93.5	27.233	85.8	1:56.345	7	31.113	99.4	39.108	92.6	26.852	86.4	1:37.073	
2	30.147	104.4	39.667	<b>93.9</b>	53.466	84.0	2:03.280	8	29.516	104.7	<b>38.834</b>	92.8	26.740	86.6	<b>1:35.090</b>
3	30.969	101.7	39.791	91.8	26.807	<b>86.9</b>	1:37.567	9	29.418	105.0	40.902	92.8	26.715	<b>86.9</b>	1:37.035
4	29.882	104.4	39.142	91.9	<b>26.625</b>	86.7	1:35.649	10	30.245	104.0	40.038	91.1	26.878	86.0	1:37.161
5	29.546	<b>105.5</b>	39.012	93.3	26.686	85.3	1:35.244	11	<b>29.240</b>	105.0	38.934	92.8	27.024	86.4	1:35.198
6	30.147	104.5	39.135	92.9	26.686	<b>86.9</b>	1:35.968	12	29.399	105.0	39.123	92.1	26.980	86.7	1:35.502
<b>66</b>	<b>Andrew BENTLEY</b>							<b>Double Six Racing</b>							
1	101.4	38.940	91.4	28.427	86.7	1:50.123	7	28.935	105.5	39.012	91.1	26.716	88.2	1:34.663	
2	29.418	106.2	<b>38.259</b>	<b>93.6</b>	26.499	88.0	1:34.176	8	28.792	106.0	38.759	91.9	26.629	<b>88.7</b>	1:34.180
3	28.922	106.5	38.508	93.5	26.635	87.0	1:34.065	9	28.815	106.5	38.937	92.9	26.942	88.3	1:34.694
4	29.077	106.0	38.646	92.8	<b>26.232</b>	86.9	<b>1:33.955</b>	10	28.901	106.2	39.125	92.2	26.690	86.8	1:34.716
5	29.020	106.5	38.858	92.4	26.351	86.7	1:34.229	11	28.928	106.4	39.270	92.2	26.724	88.2	1:34.922
6	29.366	104.9	38.549	92.3	26.562	88.3	1:34.477	12	<b>28.775</b>	<b>107.4</b>	39.701	90.7	27.197	88.1	1:35.673
<b>88</b>	<b>Finlay CROCKER</b>							<b>Cleland Motorsport</b>							
1	103.6	41.930	86.5	28.077	86.1	1:54.052	7	29.626	105.0	39.293	90.7	26.840	86.6	1:35.759	
2	30.050	104.7	39.856	90.6	26.934	86.0	1:36.840	8	29.379	105.0	39.111	91.1	26.775	86.5	1:35.265
3	29.414	<b>105.5</b>	39.681	90.6	26.872	86.7	1:35.967	9	29.398	105.2	<b>38.948</b>	<b>91.4</b>	26.815	86.8	<b>1:35.161</b>
4	29.667	104.5	39.299	90.7	26.946	86.6	1:35.912	10	<b>29.251</b>	105.2	39.361	91.3	26.967	86.4	1:35.579
5	29.584	105.0	39.101	91.3	27.101	86.3	1:35.786	11	29.390	105.4	39.168	91.1	26.800	<b>86.9</b>	1:35.358
6	29.620	105.0	39.312	90.8	<b>26.765</b>	86.5	1:35.697	12	29.253	105.4	44.024	90.3	27.318	85.3	1:40.595

Croft  
Circuit Length = 2.1251 miles  
Start: 17:32 End: 17:52

Weather / Track : Bright / Dry

# ELF Renault Clio Cup

## ROUND 4 - SPEED TRAPS

SECTOR 1				SECTOR 2			FINISH LINE			
POS	NO	NAME	MPH	NO	NAME	MPH	NO	NAME	MPH	
1	24	Michael DOYLE	108.8	27	Dan EAGLING	94.4	66	Andrew BENTLEY	88.7	
2	26	Barry BENHAM	108.2	24	Michael DOYLE	94.1	21	Stefan HODGETTS	88.5	
3	27	Dan EAGLING	107.9	5	Philip HOUSE	94.0	27	Dan EAGLING	88.5	
4	6	Ben WINROW	107.7	6	Ben WINROW	94.0	9	Jonathan FILDES	88.3	
5	25	Robert LAWSON	107.7	26	Barry BENHAM	94.0	10	Ciaran BUTLER	88.3	
6	5	Philip HOUSE	107.5	55	Mel HEALEY	93.9	6	Ben WINROW	88.2	
7	3	Andrew HERRON	107.4	3	Andrew HERRON	93.6	26	Barry BENHAM	88.2	
8	17	David SHEPHERD	107.4	66	Andrew BENTLEY	93.6	11	Martin JOHNSTON	88.1	
9	66	Andrew BENTLEY	107.4	32	Alan TAYLOR	93.5	24	Michael DOYLE	88.1	
10	44	Jamie CLELAND	107.2	2	Jim EDWARDS Jnr	93.3	38	Richard CANNON	88.1	
11	2	Jim EDWARDS Jnr	107.0	4	Niki LANIK	93.3	3	Andrew HERRON	88.0	
12	33	Aron SMITH	107.0	17	David SHEPHERD	93.3	2	Jim EDWARDS Jnr	87.8	
13	21	Stefan HODGETTS	106.9	21	Stefan HODGETTS	93.3	19	Ant SCRAGG	87.8	
14	22	Carl BRADLEY	106.9	25	Robert LAWSON	93.3	1	James WILLIAMS	87.7	
15	28	Robert BROWN	106.7	14	Ed PEAD	93.2	5	Philip HOUSE	87.7	
16	9	Jonathan FILDES	106.5	34	Martin BYFORD	93.2	18	Mark SPELLER	87.7	
17	14	Ed PEAD	106.5	18	Mark SPELLER	93.1	25	Robert LAWSON	87.7	
18	34	Martin BYFORD	106.5	19	Ant SCRAGG	93.1	46	Robert GAFFNEY	87.7	
19	1	James WILLIAMS	106.4	33	Aron SMITH	93.1	34	Martin BYFORD	87.6	
20	46	Robert GAFFNEY	106.4	43	Derek PIERCE	93.1	43	Derek PIERCE	87.6	
21	43	Derek PIERCE	106.2	9	Jonathan FILDES	92.9	32	Alan TAYLOR	87.5	
22	8	Alex MACDOWALL	106.0	10	Ciaran BUTLER	92.9	17	David SHEPHERD	87.4	
23	10	Ciaran BUTLER	105.8	28	Robert BROWN	92.9	22	Carl BRADLEY	87.4	
24	32	Alan TAYLOR	105.8	46	Robert GAFFNEY	92.9	8	Alex MACDOWALL	87.2	
25	4	Niki LANIK	105.7	44	Jamie CLELAND	92.8	4	Niki LANIK	87.0	
26	55	Mel HEALEY	105.5	22	Carl BRADLEY	92.6	13	Guy PARR	87.0	
27	88	Finlay CROCKER	105.5	8	Alex MACDOWALL	92.4	28	Robert BROWN	87.0	
28	18	Mark SPELLER	105.0	38	Richard CANNON	92.3	44	Jamie CLELAND	87.0	
29	13	Guy PARR	104.9	1	James WILLIAMS	92.2	55	Mel HEALEY	86.9	
30	19	Ant SCRAGG	104.9	11	Martin JOHNSTON	91.7	88	Finlay CROCKER	86.9	
31	38	Richard CANNON	104.9	88	Finlay CROCKER	91.4	14	Ed PEAD	86.6	
32	11	Martin JOHNSTON	103.1	13	Guy PARR	90.8	33	Aron SMITH	86.4	
33	50	Steve COLLISON	98.5	50	Steve COLLISON	87.5	50	Steve COLLISON	85.2	

Weather / Track : Bright / Dry

www.msttiming.com

Croft  
Circuit Length = 2.1251 miles  
Start: 17:32 End: 17:52

Printed - 17.54 Sunday, 03 June 2007

# ELF Renault Clio Cup

## ROUND 4 - BEST SECTOR TIMES

SECTOR 1			SECTOR 2			SECTOR 3			IDEAL / BEST COMPARISON						
POS	NO	NAME	TIME	NO	NAME	TIME	NO	NAME	TIME	POS	NO	NAME	IDEAL	BEST	DIFF
1	21	HODGETTS	28.752	4	LANIK	38.127	21	HODGETTS	26.059	1	21	HODGETTS	1:33.098	1:33.386	0.288
2	24	DOYLE	28.769	5	HOUSE	38.247	9	FILDES	26.117	2	4	LANIK	1:33.265	1:33.776	0.511
3	66	BENTLEY	28.775	66	BENTLEY	38.259	4	LANIK	26.219	3	66	BENTLEY	1:33.266	1:33.955	0.689
4	25	LAWSON	28.782	21	HODGETTS	38.287	66	BENTLEY	26.232	4	24	DOYLE	1:33.433	1:33.608	0.175
5	3	HERRON	28.790	2	EDWARDS Jnr	38.328	27	EAGLING	26.270	5	27	EAGLING	1:33.474	1:33.901	0.427
6	6	WINROW	28.834	24	DOYLE	38.344	6	WINROW	26.285	6	6	WINROW	1:33.505	1:33.677	0.172
7	27	EAGLING	28.848	27	EAGLING	38.356	2	EDWARDS Jnr	26.297	7	2	EDWARDS Jnr	1:33.518	1:33.790	0.272
8	9	FILDES	28.891	34	BYFORD	38.362	24	DOYLE	26.320	8	9	FILDES	1:33.539	1:33.733	0.194
9	2	EDWARDS Jnr	28.893	25	LAWSON	38.370	14	PEAD	26.332	9	25	LAWSON	1:33.545	1:33.571	0.026
10	4	LANIK	28.919	6	WINROW	38.386	34	BYFORD	26.342	10	3	HERRON	1:33.579	1:34.040	0.461
11	14	PEAD	28.950	14	PEAD	38.392	18	SPELLER	26.347	11	5	HOUSE	1:33.645	1:33.829	0.184
12	34	BYFORD	28.958	3	HERRON	38.402	3	HERRON	26.387	12	34	BYFORD	1:33.662	1:33.731	0.069
13	5	HOUSE	28.969	17	SHEPHERD	38.481	25	LAWSON	26.393	13	14	PEAD	1:33.674	1:33.748	0.074
14	1	WILLIAMS	28.988	9	FILDES	38.531	5	HOUSE	26.429	14	18	SPELLER	1:33.971	1:34.145	0.174
15	17	SHEPHERD	29.026	18	SPELLER	38.582	10	BUTLER	26.555	15	17	SHEPHERD	1:34.113	1:34.653	0.540
16	18	SPELLER	29.042	32	TAYLOR	38.638	8	MACDOWALL	26.561	16	8	MACDOWALL	1:34.466	1:34.627	0.161
17	28	BROWN	29.048	26	BENHAM	38.642	33	SMITH	26.567	17	1	WILLIAMS	1:34.505	1:34.674	0.169
18	26	BENHAM	29.164	8	MACDOWALL	38.719	19	SCRAGG	26.599	18	10	BUTLER	1:34.557	1:34.768	0.211
19	44	CLELAND	29.185	10	BUTLER	38.726	17	SHEPHERD	26.606	19	28	BROWN	1:34.631	1:34.994	0.363
20	8	MACDOWALL	29.186	19	SCRAGG	38.785	1	WILLIAMS	26.616	20	26	BENHAM	1:34.647	1:35.318	0.671
21	22	BRADLEY	29.196	44	CLELAND	38.792	55	HEALEY	26.625	21	44	CLELAND	1:34.655	1:35.327	0.672
22	43	PIERCE	29.218	55	HEALEY	38.834	38	CANNON	26.626	22	33	SMITH	1:34.676	1:34.676	0.000
23	55	HEALEY	29.240	33	SMITH	38.863	46	GAFFNEY	26.673	23	55	HEALEY	1:34.699	1:35.090	0.391
24	33	SMITH	29.246	28	BROWN	38.867	44	CLELAND	26.678	24	32	TAYLOR	1:34.779	1:35.535	0.756
25	88	CROCKER	29.251	1	WILLIAMS	38.901	32	TAYLOR	26.696	25	43	PIERCE	1:34.915	1:35.173	0.258
26	10	BUTLER	29.276	43	PIERCE	38.946	28	BROWN	26.716	26	19	SCRAGG	1:34.956	1:35.332	0.376
27	38	CANNON	29.337	88	CROCKER	38.948	43	PIERCE	26.751	27	88	CROCKER	1:34.964	1:35.161	0.197
28	46	GAFFNEY	29.400	22	BRADLEY	38.999	88	CROCKER	26.765	28	22	BRADLEY	1:35.025	1:35.226	0.201
29	32	TAYLOR	29.445	46	GAFFNEY	39.048	22	BRADLEY	26.830	29	38	CANNON	1:35.087	1:35.377	0.290
30	19	SCRAGG	29.572	38	CANNON	39.124	13	PARR	26.840	30	46	GAFFNEY	1:35.121	1:35.351	0.230
31	13	PARR	29.682	13	PARR	39.383	26	BENHAM	26.841	31	13	PARR	1:35.905	1:36.907	1.002
32	11	JOHNSTON	29.845	11	JOHNSTON	39.816	11	JOHNSTON	27.070	32	11	JOHNSTON	1:36.731	1:37.397	0.666
33	50	COLLISON	31.968	50	COLLISON	42.156	50	COLLISON	27.640	33	50	COLLISON	1:41.764	1:41.844	0.080
												<b>Perfect Lap</b>	<b>1:32.938</b>		

Weather / Track : Bright / Dry

www.msttiming.com

Croft  
Circuit Length = 2.1251 miles  
Start: 17:32 End: 17:52

Printed - 17.55 Sunday, 03 June 2007

# ELF Renault Clio Cup

## ROUND 4 - LAP CHART

Lap 1			Lap 2			Lap 3			Lap 4			Lap 5		
No	Behind	Laptime	No	Behind	Laptime	No	Behind	Laptime	No	Behind	Laptime	No	Behind	Laptime
21		1:42.305	21		1:33.386	21		1:33.394	21		1:35.915	21		1:33.567
9	0.606	1:42.911	9	1.131	1:33.911	9	1.954	1:34.217	9	0.529	1:34.490	9	0.774	1:33.812
34	1.942	1:44.247	34	2.287	1:33.731	34	2.853	1:33.960	34	1.123	1:34.185	34	1.805	1:34.249
14	2.269	1:44.574	14	2.759	1:33.876	14	3.113	1:33.748	14	1.436	1:34.238	14	2.241	1:34.372
5	2.746	1:45.051	2	3.505	1:33.790	2	4.101	1:33.990	2	2.223	1:34.037	2	2.661	1:34.005
2	3.101	1:45.406	5	3.946	1:34.586	25	4.838	1:33.645	25	2.494	1:33.571	25	4.106	1:35.179
25	3.777	1:46.082	25	4.587	1:34.196	5	5.092	1:34.540	5	3.006	1:33.829	24	4.580	1:34.860
24	3.930	1:46.235	24	5.007	1:34.463	24	5.293	1:33.680	24	3.287	1:33.909	18	6.336	1:35.249
18	4.391	1:46.696	18	5.635	1:34.630	18	6.424	1:34.183	18	4.654	1:34.145	66	7.981	1:34.229
3	5.938	1:48.243	3	7.229	1:34.677	3	7.935	1:34.100	3	6.060	1:34.040	3	8.773	1:36.280
4	6.978	1:49.283	4	7.418	1:33.826	4	8.296	1:34.272	4	6.157	1:33.776	27	9.287	1:35.414
27	7.568	1:49.873	27	8.083	1:33.901	27	8.976	1:34.287	66	7.319	1:33.955	5	9.546	1:40.107
66	7.818	1:50.123	66	8.608	1:34.176	66	9.279	1:34.065	27	7.440	1:34.379	6	9.619	1:34.864
8	8.106	1:50.411	6	9.956	1:35.038	6	10.239	1:33.677	6	8.322	1:33.998	1	13.569	1:35.326
1	8.290	1:50.595	1	11.016	1:36.112	1	12.479	1:34.857	1	11.810	1:35.246	17	14.905	1:34.653
6	8.304	1:50.609	19	11.668	1:35.424	33	13.567	1:34.676	17	13.819	1:35.140	88	19.990	1:35.786
19	9.630	1:51.935	33	12.285	1:35.342	19	13.606	1:35.332	88	17.771	1:35.912	10	23.244	1:36.037
33	10.329	1:52.634	17	13.134	1:34.998	17	14.594	1:34.854	10	20.774	1:35.593	28	23.695	1:35.553
17	11.522	1:53.827	88	15.201	1:36.840	88	17.774	1:35.967	28	21.709	1:35.927	46	24.342	1:35.728
88	11.747	1:54.052	28	15.558	1:36.721	10	21.096	1:38.362	46	22.181	1:35.991	43	24.919	1:35.705
28	12.223	1:54.528	10	16.128	1:36.857	38	21.306	1:37.762	43	22.781	1:35.829	32	26.362	1:36.671
10	12.657	1:54.962	38	16.938	1:36.610	28	21.697	1:39.533	38	22.829	1:37.438	26	27.339	1:37.171
22	13.194	1:55.499	22	16.965	1:37.157	46	22.105	1:36.642	32	23.258	1:35.932	38	27.598	1:38.336
38	13.714	1:56.019	46	18.857	1:37.040	43	22.867	1:36.747	26	23.735	1:35.432	44	28.157	1:37.473
55	14.040	1:56.345	43	19.514	1:37.227	32	23.241	1:36.739	44	24.251	1:36.094	22	39.134	1:41.385
26	15.057	1:57.362	32	19.896	1:36.869	44	24.072	1:37.084	22	31.316	3:23.660	11	41.172	1:37.770
46	15.203	1:57.508	44	20.382	1:35.817	26	24.218	1:35.885	11	36.969	1:39.307	8	44.356	1:35.545
43	15.673	1:57.978	26	21.727	1:40.056	11	33.577	1:39.129	8	42.378	1:35.973	13	49.502	1:37.121
32	16.413	1:58.718	11	27.842	1:39.491	8	42.320	1:36.666	13	45.948	1:36.982	55	49.518	1:35.244
44	17.951	2:00.256	8	39.048	2:04.328	13	44.881	1:38.249	55	47.841	1:35.649			
11	21.737	2:04.042	13	40.026	1:37.169	55	48.107	1:37.567						
13	36.243	2:18.548	55	43.934	2:03.280	50	1:32.905	1:41.844						
50	1:15.626	2:57.931	50	1:24.455	1:42.215									

**ELF Renault Clio Cup**  
**ROUND 4 - LAP CHART**

Lap 6			Lap 7			Lap 8			Lap 9			Lap 10		
No	Behind	Laptime	No	Behind	Laptime	No	Behind	Laptime	No	Behind	Laptime	No	Behind	Laptime
21		1:33.543	21		1:33.576	21		1:33.615	21		1:33.581	21		1:33.725
9	1.053	1:33.822	9	1.210	1:33.733	9	1.386	1:33.791	9	1.680	1:33.875	9	1.953	1:33.998
34	2.383	1:34.121	34	3.376	1:34.569	34	4.588	1:34.827	2	6.155	1:34.795	2	6.336	1:33.906
14	2.776	1:34.078	2	3.632	1:34.184	2	4.941	1:34.924	34	6.313	1:35.306	34	7.472	1:34.884
2	3.024	1:33.906	14	4.067	1:34.867	24	5.417	1:34.177	25	7.774	1:34.428	25	8.078	1:34.029
25	4.368	1:33.805	24	4.855	1:33.786	14	5.481	1:35.029	24	9.465	1:37.629	24	10.038	1:34.298
24	4.645	1:33.608	25	6.384	1:35.592	25	6.927	1:34.158	18	10.947	1:34.859	18	12.214	1:34.992
18	7.444	1:34.651	18	8.628	1:34.760	18	9.669	1:34.656	66	11.680	1:34.694	66	12.671	1:34.716
66	8.915	1:34.477	66	10.002	1:34.663	66	10.567	1:34.180	27	13.224	1:34.679	27	14.471	1:34.972
27	10.587	1:34.843	27	11.316	1:34.305	27	12.126	1:34.425	5	17.349	1:35.265	5	18.426	1:34.802
3	11.941	1:36.711	5	14.459	1:36.072	5	15.665	1:34.821	6	19.673	1:34.571	6	20.896	1:34.948
5	11.963	1:35.960	3	15.457	1:37.092	3	17.785	1:35.943	3	19.768	1:35.564	3	21.533	1:35.490
6	12.147	1:36.071	6	16.955	1:38.384	6	18.683	1:35.343	1	21.307	1:34.674	1	22.364	1:34.782
1	15.127	1:35.101	17	17.537	1:34.933	1	20.214	1:36.286	17	21.954	1:34.679	17	22.935	1:34.706
17	16.180	1:34.818	1	17.543	1:35.992	17	20.856	1:36.934	88	27.557	1:35.161	88	29.411	1:35.579
88	22.144	1:35.697	88	24.327	1:35.759	88	25.977	1:35.265	10	28.914	1:35.100	10	30.733	1:35.544
10	24.599	1:34.898	10	26.183	1:35.160	10	27.395	1:34.827	28	30.136	1:35.381	28	31.571	1:35.160
28	25.418	1:35.266	28	26.836	1:34.994	28	28.336	1:35.115	46	31.972	1:35.599	46	34.030	1:35.783
46	26.289	1:35.490	46	28.218	1:35.505	46	29.954	1:35.351	43	33.291	1:35.173	43	34.906	1:35.340
43	27.165	1:35.789	43	29.547	1:35.958	43	31.699	1:35.767	32	35.633	1:35.535	32	37.465	1:35.557
32	29.102	1:36.283	32	31.641	1:36.115	32	33.679	1:35.653	26	36.213	1:35.618	44	38.441	1:35.415
26	30.035	1:36.239	26	32.473	1:36.014	26	34.176	1:35.318	44	36.751	1:35.534	26	40.050	1:37.562
44	31.144	1:36.530	44	32.895	1:35.327	44	34.798	1:35.518	38	39.184	1:36.031	38	41.481	1:36.022
38	31.388	1:37.333	38	34.065	1:36.253	38	36.734	1:36.284	22	48.759	1:35.291	22	50.394	1:35.360
22	41.364	1:35.773	22	44.856	1:37.068	22	47.049	1:35.808	8	53.516	1:35.342	8	54.418	1:34.627
11	45.026	1:37.397	8	49.832	1:37.902	8	51.755	1:35.538	11	1:00.059	1:37.605	55	1:03.805	1:37.161
8	45.506	1:34.693	11	51.961	1:40.511	11	56.035	1:37.689	55	1:00.369	1:37.035	11	1:04.934	1:38.600
55	51.943	1:35.968	55	55.440	1:37.073	55	56.915	1:35.090	13	1:08.956	1:37.645	13	1:12.265	1:37.034
13	54.338	1:38.379	13	1:00.524	1:39.762	13	1:04.892	1:37.983						

**ELF Renault Clio Cup**  
**ROUND 4 - LAP CHART**

Lap 11			Lap 12		
No	Behind	Laptime	No	Behind	Laptime
21		1:33.851	21		1:33.898
9	2.203	1:34.101	9	2.476	1:34.171
2	6.888	1:34.403	2	7.805	1:34.815
34	8.122	1:34.501	34	9.137	1:34.913
25	8.681	1:34.454	25	9.563	1:34.780
24	10.419	1:34.232	24	10.618	1:34.097
18	13.173	1:34.810	18	14.807	1:35.532
66	13.742	1:34.922	66	15.517	1:35.673
27	15.671	1:35.051	27	16.851	1:35.078
5	20.305	1:35.730	5	21.837	1:35.430
6	21.681	1:34.636	6	22.548	1:34.765
3	23.645	1:35.963	1	26.625	1:36.689
1	23.834	1:35.321	17	26.668	1:36.297
17	24.269	1:35.185	3	27.119	1:37.372
88	30.918	1:35.358	10	33.439	1:35.687
10	31.650	1:34.768	28	34.801	1:35.749
28	32.950	1:35.230	46	37.562	1:35.922
46	35.538	1:35.359	88	37.615	1:40.595
43	36.551	1:35.496	43	38.710	1:36.057
32	39.376	1:35.762	32	41.420	1:35.942
44	40.093	1:35.503	44	41.881	1:35.686
26	41.726	1:35.527	26	43.740	1:35.912
38	43.007	1:35.377	38	44.864	1:35.755
22	51.769	1:35.226	22	53.499	1:35.628
8	55.299	1:34.732	8	56.719	1:35.318
55	1:05.152	1:35.198	55	1:06.756	1:35.502
11	1:08.604	1:37.521	11	1:12.807	1:38.101
13	1:15.321	1:36.907	13	1:18.374	1:36.951

# ELF Renault Clio Cup

## ROUND 4 - POSITION CHART

No	Name	Laps Pos	1	2	3	4	5	6	7	8	9	10	11	12
			21	HODGETTS	1	21	21	21	21	21	21	21	21	21
9	FILDES	2	9	9	9	9	9	9	9	9	9	9	9	9
34	BYFORD	3	34	34	34	34	34	34	34	34	2	2	2	2
14	PEAD	4	14	14	14	14	14	14	2	2	34	34	34	34
5	HOUSE	5	5	2	2	2	2	2	14	24	25	25	25	25
2	EDWARDS Jnr	6	2	5	25	25	25	25	24	14	24	24	24	24
25	LAWSON	7	25	25	5	5	24	24	25	25	18	18	18	18
24	DOYLE	8	24	24	24	24	18	18	18	18	66	66	66	66
18	SPELLER	9	18	18	18	18	66	66	66	66	27	27	27	27
3	HERRON	10	3	3	3	3	3	27	27	27	5	5	5	5
4	LANIK	11	4	4	4	4	27	3	5	5	6	6	6	6
27	EAGLING	12	27	27	27	66	5	5	3	3	3	3	3	1
66	BENTLEY	13	66	66	66	27	6	6	6	6	1	1	1	17
8	MACDOWALL	14	8	6	6	6	1	1	17	1	17	17	17	3
1	WILLIAMS	15	1	1	1	1	17	17	1	17	88	88	88	10
6	WINROW	16	6	19	33	17	88	88	88	88	10	10	10	28
19	SCRAGG	17	19	33	19	88	10	10	10	10	28	28	28	46
33	SMITH	18	33	17	17	10	28	28	28	28	46	46	46	88
17	SHEPHERD	19	17	88	88	28	46	46	46	46	43	43	43	43
88	CROCKER	20	88	28	10	46	43	43	43	43	32	32	32	32
28	BROWN	21	28	10	38	43	32	32	32	32	26	44	44	44
10	BUTLER	22	10	38	28	38	26	26	26	26	44	26	26	26
22	BRADLEY	23	22	22	46	32	38	44	44	44	38	38	38	38
38	CANNON	24	38	46	43	26	44	38	38	38	8	8	8	8
55	HEALEY	25	55	43	32	44	11	11	8	8	11	55	55	55
26	BENHAM	26	26	32	44	11	8	8	11	11	55	11	11	11
46	GAFFNEY	27	46	44	26	8	13	55	55	55	13	13	13	13
43	PIERCE	28	43	26	11	13	55	13	13	13	22	22	22	
32	TAYLOR	29	32	11	8	55	22	22	22	22				
44	CLELAND	30	44	8	13	22								
11	JOHNSTON	31	11	13	55									
13	PARR	32	13	55	50									
50	COLLISON	33	50	50	22									