



ELF RENAULT CLIO CUP

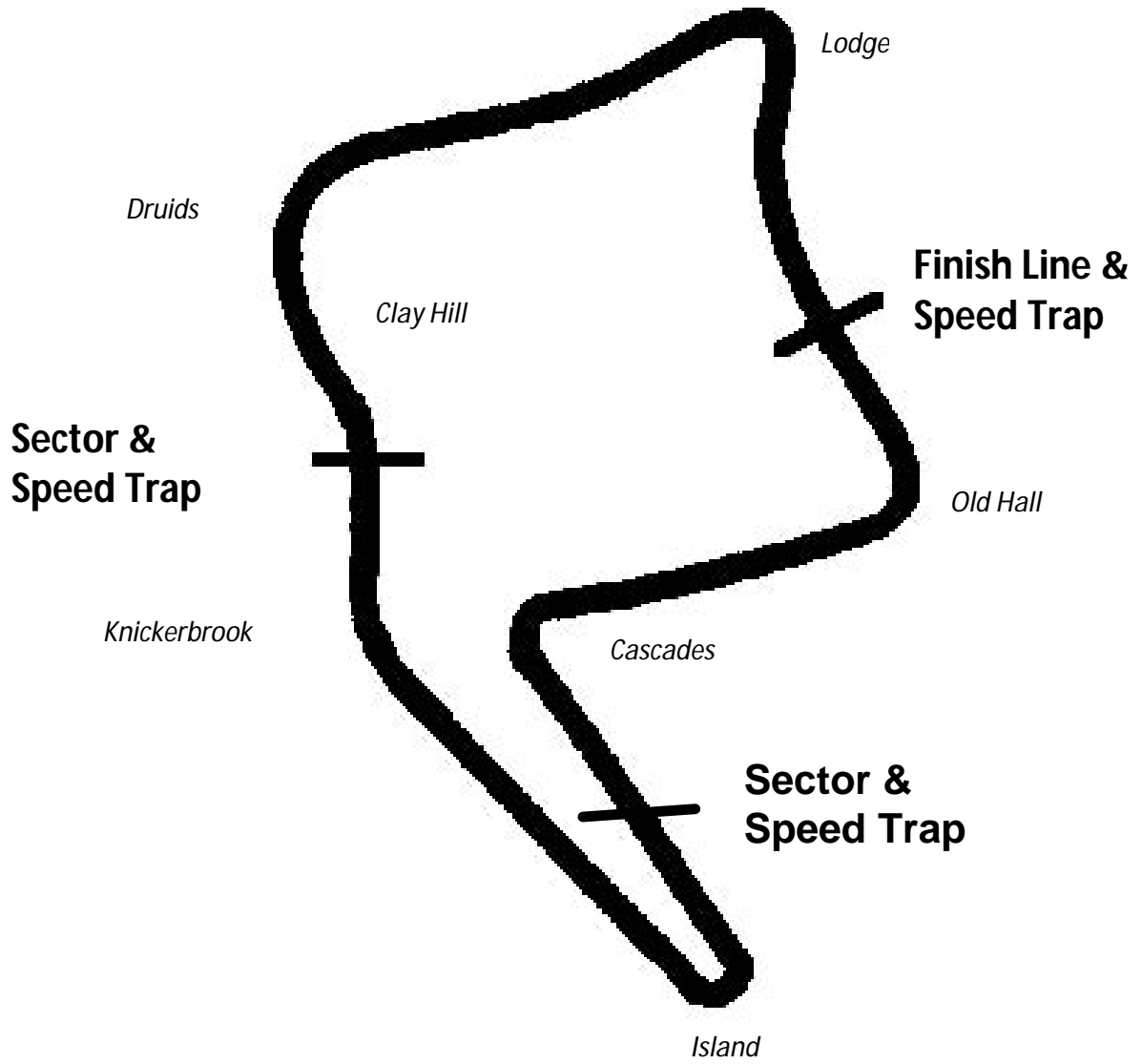
**Round 5
Oulton Park Island**

23rd & 24th June 2007



Results Provided by MST Sports Timing Ltd
www.msttiming.com

OULTON PARK - ISLAND



ELF Renault Clio Cup

QUALIFYING - RACE 1 - CLASSIFICATION

POS	NO	CL	NAME	NAT	ENTRY	TIME	ON	LAPS	GAP	DIFF	MPH
1	21		Stefan HODGETTS	GBR	Momo UK	1:35.953	6	6			83.51
2	34		Martin BYFORD	GBR	Z Speed Racing	1:36.009	8	8	0.056	0.056	83.46
3	9		Jonathan FILDES	IRL	Total Control Racing	1:36.031	5	7	0.078	0.022	83.44
4	6		Ben WINROW	GBR	Total Control. Racing	1:36.220	5	7	0.267	0.189	83.28
5	77		Andrew JORDAN	GBR	Team Eurotech-John Guest Speedfit	1:36.557	3	6	0.604	0.337	82.99
6	5		Philip HOUSE	GBR	PH Motorsport	1:36.560	8	8	0.607	0.003	82.99
7	27		Dan EAGLING	GBR	Glenn Eagling Motorsport	1:36.696	6	8	0.743	0.136	82.87
8	26		Barry BENHAM	GBR	Team TWC	1:36.785	3	5	0.832	0.089	82.79
9	44		Jamie CLELAND	GBR	Cleland Motorsport	1:37.253	7	7	1.300	0.468	82.39
10	33		Aron SMITH	IRL	Mardi Gras Motorsport	1:37.382	7	8	1.429	0.129	82.29
11	43		Derek PIERCE	GBR	J & D Pierce Race Team	1:37.396	8	8	1.443	0.014	82.27
12	19		Ant SCRAGG	GBR	Full Speed Racing	1:37.642	6	8	1.689	0.246	82.07
13	10		Ciaran BUTLER	GBR	Full Speed Racing	1:37.740	7	7	1.787	0.098	81.98
14	23		Chris PANAYIOTOU	GBR	Full Speed Racing	1:38.046	8	8	2.093	0.306	81.73
15	22		Carl BRADLEY	GBR	Coastal Racing	1:38.392	6	8	2.439	0.346	81.44
16	48		Richard CANNON	GBR	JHR Developments	1:38.435	7	8	2.482	0.043	81.41
17	17		David SHEPHERD	GBR	Amery Motorsport	1:38.534	8	8	2.581	0.099	81.32
18	36		Chris LAW	GBR	Team Pyro	1:38.721	6	8	2.768	0.187	81.17
19	46		Robert GAFFNEY	GBR	EPS UK with IDL Racing Services	1:38.807	8	8	2.854	0.086	81.10
20	50		Steve COLLISON	GBR	Collison Racing	1:39.926	7	8	3.973	1.119	80.19
21	11		Martin JOHNSTON	GBR	Full Speed Racing	1:43.374	7	7	7.421	3.448	77.52

Weather / Track : Cloudy / Dry

These results are provisional until the conclusion of any judicial and technical matters.

Oulton
Circuit Length = 2.2260 miles
Start: 08:30 End: 08:46

Clerk of Course :		Timekeeper :
-------------------	--	--------------

ELF Renault Clio Cup

QUALIFYING - RACE 1 - SECTOR ANALYSIS

5	Philip HOUSE					PH Motorsport									
1	29.764	104.5	37.563	90.8	32.546	96.6	1:39.873	5	28.330	105.5	37.307	89.7	32.789	96.0	1:38.426
2	29.023	104.4	37.428	91.1	32.059	96.1	1:38.510	6	28.530	104.7	36.750	91.2	34.601	94.4	1:39.881
3	28.856	104.4	36.845	91.2	32.032	96.0	1:37.733	7	32.446	80.6	42.358	85.9	33.361	96.4	1:48.165
4	28.426	104.9	36.347	91.3	31.889	96.1	1:36.662	8	28.205	105.7	36.402	90.9	31.953	96.1	1:36.560
6	Ben WINROW					Total Control. Racing									
1	28.644	104.4	37.139	89.2	32.296	95.6	1:38.079	5	28.115	104.9	36.603	91.4	31.502	96.8	1:36.220
2	29.060	104.4	37.932	89.6	In		1:45.690 P	6	27.850	105.7	37.281	87.5	34.663	96.6	1:39.794
3	Out	102.8	37.444	91.2	32.010	97.3	4:16.577	7	28.037	105.5	37.343	84.2	32.965	96.3	1:38.345
4	28.049	106.0	41.180	83.2	33.531	96.8	1:42.760	8							
9	Jonathan FILDES					Total Control Racing									
1	29.580	103.4	37.161	90.8	32.503	95.5	1:39.244	5	28.153	105.5	36.253	92.3	31.625	97.3	1:36.031
2	30.567	73.2	40.415	87.8	In		1:51.441 P	6	28.002	106.4	36.347	92.1	32.057	96.0	1:36.406
3	Out	102.1	37.599	91.2	32.267	96.7	4:27.701	7	32.073	65.0	43.070	90.3	33.140	82.5	1:48.283
4	28.187	105.2	36.290	91.8	31.854	97.4	1:36.331	8							
10	Ciaran BUTLER					Full Speed Racing									
1	31.724	97.0	43.781	62.5	39.494	91.6	1:54.999	5	28.862	103.6	37.476	89.6	32.183	95.3	1:38.521
2	31.020	91.2	40.463	88.5	33.399	94.7	1:44.882	6	39.207	62.3	49.541	77.8	39.327	95.6	2:08.075
3	29.202	102.8	38.012	90.0	32.373	95.2	1:39.587	7	28.579	104.9	37.016	90.6	2:09.307	0.7	1:37.740
4	37.360	54.1	47.416	63.3	44.426	95.3	2:09.202	8							
11	Martin JOHNSTON					Full Speed Racing									
1	38.074	75.5	44.026	84.6	36.789	93.5	1:58.889	5	34.970	84.1	40.992	86.5	35.505	94.3	1:51.467
2	31.859	94.9	40.178	87.6	34.503	93.7	1:46.540	6	31.383	96.7	40.173	90.2	33.598	95.5	1:45.154
3	31.211	90.7	39.860	90.1	34.234	94.9	1:45.305	7	31.062	100.3	38.468	90.9	33.844	93.3	1:43.374
4	31.558	99.9	40.479	90.1	34.690	94.7	1:46.727	8							
17	David SHEPHERD					Amery Motorsport									
1	36.986	57.1	43.174	59.2	43.911	94.9	2:04.071	5	32.014	64.7	40.883	86.0	35.070	96.7	1:47.967
2	30.367	103.2	39.012	89.4	33.876	94.9	1:43.255	6	28.691	105.2	37.610	90.4	32.593	95.6	1:38.894
3	29.292	105.0	37.970	91.1	33.043	96.3	1:40.305	7	28.601	104.4	37.432	90.3	32.639	96.7	1:38.672
4	29.158	105.4	38.151	90.9	35.739	95.9	1:43.048	8	28.668	104.9	37.146	91.7	32.720	96.6	1:38.534
19	Ant SCRAGG					Full Speed Racing									
1	31.272	97.8	39.850	89.5	33.801	95.6	1:44.923	5	28.773	104.0	37.243	90.4	32.599	95.1	1:38.615
2	30.303	102.0	37.927	89.8	33.274	95.6	1:41.504	6	28.501	104.5	37.039	90.7	32.102	96.1	1:37.642
3	34.169	76.1	46.949	76.2	35.181	95.1	1:56.299	7	28.553	103.4	36.840	90.9	32.711	95.6	1:38.104
4	29.335	97.0	37.618	89.2	32.770	94.4	1:39.723	8	34.835	81.7	43.443	75.7	39.224	75.1	1:57.502
21	Stefan HODGETTS					Momo UK									
1	28.276	104.9	36.561	91.7	31.789	96.8	1:36.626	4	30.598	93.3	37.328	91.2	32.051	96.3	1:39.977
2	34.143	88.8	45.841	43.4	44.460	96.8	2:04.444	5	28.253	104.9	36.386	91.6	31.698	96.8	1:36.337
3	28.225	105.7	36.579	91.2	31.943	96.6	1:36.747	6	28.012	106.2	36.338	91.7	31.603	97.0	1:35.953
22	Carl BRADLEY					Coastal Racing									
1	33.673	97.8	41.064	88.0	35.023	94.5	1:49.760	5	29.107	104.2	37.381	91.3	32.357	96.3	1:38.845
2	30.833	102.0	40.119	90.1	33.728	96.0	1:44.680	6	28.980	104.4	37.173	91.3	32.239	96.3	1:38.392
3	30.159	103.1	38.099	90.0	33.083	96.3	1:41.341	7	28.777	104.0	43.454	53.7	34.451	95.6	1:46.682
4	29.590	103.4	37.583	90.9	32.481	96.8	1:39.654	8	28.981	103.9	38.530	91.8	32.282	97.1	1:39.793
23	Chris PANAYIOTOU					Full Speed Racing									
1	37.562	98.3	43.411	79.4	34.604	94.5	1:55.577	5	34.037	69.8	39.787	69.0	37.969	95.7	1:51.793
2	30.072	102.5	37.968	89.7	36.028	71.5	1:44.068	6	29.012	103.9	37.683	89.2	32.394	95.7	1:39.089
3	31.301	102.3	37.258	89.6	32.982	95.5	1:41.541	7	28.895	104.5	38.159	79.2	35.855	94.8	1:42.909
4	29.084	103.6	36.969	89.7	32.573	95.7	1:38.626	8	28.733	105.0	36.860	90.4	32.453	95.7	1:38.046
26	Barry BENHAM					Team TWC									
1	29.045	103.9	37.120	89.8	32.429	97.1	1:38.594	4	28.475	105.4	36.817	89.8	32.242	97.5	1:37.534
2	28.913	104.2	36.949	92.3	32.081	97.8	1:37.943	5	32.666	72.8	44.913	44.9	38.539	97.1	1:56.118

Oulton
Circuit Length = 2.2260 miles
Start: 08:30 End: 08:46

Weather / Track : Cloudy / Dry

ELF Renault Clio Cup

QUALIFYING - RACE 1 - SECTOR ANALYSIS

3	28.437	105.5	36.666	92.1	31.682	98.1	1:36.785	6							
27	Dan EAGLING			Glenn Eagling Motorsport											
1	29.879	104.4	38.091	90.7	32.322	97.3	1:40.292	5	28.285	106.4	36.841	92.1	31.861	97.5	1:36.987
2	28.909	106.0	37.234	92.1	32.025	97.3	1:38.168	6	28.293	106.0	36.636	91.7	31.767	97.4	1:36.696
3	28.519	105.7	36.643	91.9	31.915	97.4	1:37.077	7	28.310	106.2	36.984	92.3	32.120	97.7	1:37.414
4	28.199	106.5	40.673	88.9	33.116	97.5	1:41.988	8	29.514	99.1	38.701	90.8	33.173	97.8	1:41.388
33	Aron SMITH			Mardi Gras Motorsport											
1	30.411	101.5	37.944	88.8	33.309	95.3	1:41.664	5	28.855	103.2	37.076	89.4	32.175	96.0	1:38.106
2	29.598	103.2	37.712	88.5	32.782	95.9	1:40.092	6	28.874	100.5	36.975	89.7	31.862	96.1	1:37.711
3	29.620	102.3	37.758	89.2	32.381	95.7	1:39.759	7	28.456	104.5	36.804	90.0	32.122	96.1	1:37.382
4	29.040	103.7	37.299	89.1	32.361	96.0	1:38.700	8	28.242	105.5	36.941	90.7	32.974	96.4	1:38.157
34	Martin BYFORD			Z Speed Racing											
1	30.391	104.0	37.868	90.0	32.797	97.0	1:41.056	5	28.334	106.0	41.047	91.4	32.610	97.5	1:41.991
2	28.907	104.2	36.996	90.6	32.152	96.7	1:38.055	6	28.136	106.9	36.232	92.3	31.858	96.6	1:36.226
3	28.594	104.7	36.543	90.8	32.057	96.7	1:37.194	7	28.348	105.5	38.169	90.6	33.146	97.5	1:39.663
4	28.434	104.9	36.372	90.9	31.871	96.8	1:36.677	8	28.174	106.9	36.122	91.3	31.713	97.1	1:36.009
36	Chris LAW			Team Pyro											
1	33.614	97.4	40.473	88.0	34.302	95.6	1:48.389	5	29.155	103.9	37.310	90.9	32.683	96.4	1:39.148
2	31.308	102.0	38.201	90.6	33.227	96.3	1:42.736	6	29.350	103.4	36.987	90.6	32.384	96.6	1:38.721
3	30.312	102.5	39.379	90.9	32.806	96.4	1:42.497	7	29.324	103.7	38.135	90.7	32.299	96.3	1:39.758
4	29.682	102.5	37.722	90.3	32.799	96.6	1:40.203	8	29.343	104.2	36.831	91.2	32.623	96.8	1:38.797
43	Derek PIERCE			J & D Pierce Race Team											
1	31.801	89.6	40.919	70.3	40.561	94.4	1:53.281	5	29.598	104.4	39.082	91.2	32.392	96.4	1:41.072
2	30.311	101.5	38.360	88.5	32.907	96.3	1:41.578	6	29.190	104.5	37.150	90.4	31.961	96.6	1:38.301
3	29.634	104.0	37.358	90.7	44.696	94.9	1:51.688	7	28.793	105.2	36.772	91.7	32.176	96.3	1:37.741
4	29.739	103.9	37.250	90.1	32.365	97.3	1:39.354	8	28.483	105.4	36.709	90.0	32.204	96.6	1:37.396
44	Jamie CLELAND			Cleland Motorsport											
1	30.189	103.1	38.429	89.4	In		1:44.717 P	5	28.611	104.2	37.143	90.6	31.870	96.8	1:37.624
2	Out	101.8	37.661	90.6	33.222	96.7	4:06.638	6	28.545	106.5	37.478	92.2	32.007	96.6	1:38.030
3	30.054	103.2	37.701	90.8	32.422	97.0	1:40.177	7	28.473	106.2	37.155	91.3	31.625	97.8	1:37.253
4	28.399	105.7	37.056	91.9	31.897	97.5	1:37.352	8							
46	Robert GAFFNEY			EPS UK with IDL Racing Services											
1	30.700	98.3	39.695	85.6	34.516	94.9	1:44.911	5	29.264	102.9	37.950	90.8	32.447	95.5	1:39.661
2	29.906	103.1	38.445	89.8	32.713	95.1	1:41.064	6	29.031	104.2	37.668	90.0	32.341	95.5	1:39.040
3	29.573	102.6	38.761	90.1	32.892	94.7	1:41.226	7	28.954	104.2	37.575	91.3	32.780	95.5	1:39.309
4	29.355	104.0	38.327	90.7	32.526	95.3	1:40.208	8	28.836	102.6	37.692	91.1	32.279	96.6	1:38.807
48	Richard CANNON			JHR Developments											
1	33.104	89.8	40.131	87.7	34.301	94.5	1:47.536	5	28.906	103.9	37.377	90.9	32.591	96.0	1:38.874
2	29.664	103.1	38.027	90.3	33.036	95.5	1:40.727	6	28.303	104.9	37.349	91.8	32.826	96.3	1:38.478
3	29.152	101.1	38.185	90.9	32.724	94.7	1:40.061	7	28.575	104.4	37.227	91.2	32.633	96.3	1:38.435
4	29.180	104.0	37.907	89.0	32.726	95.3	1:39.813	8	28.749	104.4	37.317	92.3	32.516	95.6	1:38.582
50	Steve COLLISON			Collison Racing											
1	31.343	99.0	39.686	89.0	34.287	95.6	1:45.316	5	29.470	101.2	37.808	89.5	33.240	95.6	1:40.518
2	30.536	100.9	39.432	88.9	34.099	95.1	1:44.067	6	29.288	102.1	37.535	90.4	33.311	95.7	1:40.134
3	30.354	97.7	38.875	89.4	33.937	94.9	1:43.166	7	29.408	102.0	37.854	90.6	32.664	95.7	1:39.926
4	30.057	99.1	38.626	89.7	33.892	95.5	1:42.575	8	30.403	95.3	38.172	90.0	33.412	95.5	1:41.987
77	Andrew JORDAN			Team Eurotech-John Guest Speedfit											
1	28.846	104.4	36.961	90.9	32.497	96.1	1:38.304	4	29.020	96.0	38.569	90.8	33.770	96.8	1:41.359
2	28.209	105.4	36.558	91.3	32.072	96.7	1:36.839	5	28.074	106.2	38.245	88.0	In		1:44.477 P
3	28.200	105.7	36.595	92.1	31.762	97.1	1:36.557	6	Out	103.9	37.163	91.4	32.936	96.3	2:11.481

Oulton
Circuit Length = 2.2260 miles
Start: 08:30 End: 08:46

Weather / Track : Cloudy / Dry

ELF Renault Clio Cup

QUALIFYING - RACE 1 - SPEED TRAPS

SECTOR 1				SECTOR 2			FINISH LINE			
POS	NO	NAME	MPH	NO	NAME	MPH	NO	NAME	MPH	
1	34	Martin BYFORD	106.9	9	Jonathan FILDES	92.3	26	Barry BENHAM	98.1	
2	27	Dan EAGLING	106.5	26	Barry BENHAM	92.3	27	Dan EAGLING	97.8	
3	44	Jamie CLELAND	106.5	27	Dan EAGLING	92.3	44	Jamie CLELAND	97.8	
4	9	Jonathan FILDES	106.4	34	Martin BYFORD	92.3	34	Martin BYFORD	97.5	
5	21	Stefan HODGETTS	106.2	48	Richard CANNON	92.3	9	Jonathan FILDES	97.4	
6	77	Andrew JORDAN	106.2	44	Jamie CLELAND	92.2	6	Ben WINROW	97.3	
7	6	Ben WINROW	106.0	77	Andrew JORDAN	92.1	43	Derek PIERCE	97.3	
8	5	Phillip HOUSE	105.7	22	Carl BRADLEY	91.8	22	Carl BRADLEY	97.1	
9	26	Barry BENHAM	105.5	17	David SHEPHERD	91.7	77	Andrew JORDAN	97.1	
10	33	Aron SMITH	105.5	21	Stefan HODGETTS	91.7	21	Stefan HODGETTS	97.0	
11	17	David SHEPHERD	105.4	43	Derek PIERCE	91.7	36	Chris LAW	96.8	
12	43	Derek PIERCE	105.4	6	Ben WINROW	91.4	17	David SHEPHERD	96.7	
13	23	Chris PANAYIOTOU	105.0	5	Philip HOUSE	91.3	5	Philip HOUSE	96.6	
14	10	Ciaran BUTLER	104.9	46	Robert GAFFNEY	91.3	46	Robert GAFFNEY	96.6	
15	48	Richard CANNON	104.9	36	Chris LAW	91.2	33	Aron SMITH	96.4	
16	19	Ant SCRAGG	104.5	10	Ciaran BUTLER	90.9	48	Richard CANNON	96.3	
17	22	Carl BRADLEY	104.4	11	Martin JOHNSTON	90.9	19	Ant SCRAGG	96.1	
18	36	Chris LAW	104.2	19	Ant SCRAGG	90.9	10	Ciaran BUTLER	95.9	
19	46	Robert GAFFNEY	104.2	33	Aron SMITH	90.7	23	Chris PANAYIOTOU	95.7	
20	50	Steve COLLISON	102.1	50	Steve COLLISON	90.6	50	Steve COLLISON	95.7	
21	11	Martin JOHNSTON	100.3	23	Chris PANAYIOTOU	90.4	11	Martin JOHNSTON	95.5	

Weather / Track : Cloudy / Dry

www.msttiming.com

Oulton
Circuit Length = 2.2260 miles
Start: 08:30 End: 08:46

Printed - 08.47 Saturday, 23 June 2007

ELF Renault Clio Cup

QUALIFYING - RACE 1 - BEST SECTOR TIMES

SECTOR 1			SECTOR 2			SECTOR 3			IDEAL / BEST COMPARISON						
POS	NO	NAME	TIME	NO	NAME	TIME	NO	NAME	TIME	POS	NO	NAME	IDEAL	BEST	DIFF
1	6	WINROW	27.850	34	BYFORD	36.122	6	WINROW	31.502	1	9	FILDES	1:35.880	1:36.031	0.151
2	9	FILDES	28.002	9	FILDES	36.253	21	HODGETTS	31.603	2	21	HODGETTS	1:35.953	1:35.953	0.000
3	21	HODGETTS	28.012	21	HODGETTS	36.338	9	FILDES	31.625	3	6	WINROW	1:35.955	1:36.220	0.265
4	77	JORDAN	28.074	5	HOUSE	36.347	44	CLELAND	31.625	4	34	BYFORD	1:35.971	1:36.009	0.038
5	34	BYFORD	28.136	77	JORDAN	36.558	26	BENHAM	31.682	5	77	JORDAN	1:36.394	1:36.557	0.163
6	27	EAGLING	28.199	6	WINROW	36.603	34	BYFORD	31.713	6	5	HOUSE	1:36.441	1:36.560	0.119
7	5	HOUSE	28.205	27	EAGLING	36.636	77	JORDAN	31.762	7	27	EAGLING	1:36.602	1:36.696	0.094
8	33	SMITH	28.242	26	BENHAM	36.666	27	EAGLING	31.767	8	26	BENHAM	1:36.785	1:36.785	0.000
9	48	CANNON	28.303	43	PIERCE	36.709	33	SMITH	31.862	9	33	SMITH	1:36.908	1:37.382	0.474
10	44	CLELAND	28.399	33	SMITH	36.804	5	HOUSE	31.889	10	44	CLELAND	1:37.080	1:37.253	0.173
11	26	BENHAM	28.437	36	LAW	36.831	43	PIERCE	31.961	11	43	PIERCE	1:37.153	1:37.396	0.243
12	43	PIERCE	28.483	19	SCRAGG	36.840	19	SCRAGG	32.102	12	19	SCRAGG	1:37.443	1:37.642	0.199
13	19	SCRAGG	28.501	23	PANAYIOTOU	36.860	10	BUTLER	32.145	13	10	BUTLER	1:37.740	1:37.740	0.000
14	10	BUTLER	28.579	10	BUTLER	37.016	22	BRADLEY	32.239	14	23	PANAYIOTOU	1:37.987	1:38.046	0.059
15	17	SHEPHERD	28.601	44	CLELAND	37.056	46	GAFFNEY	32.279	15	48	CANNON	1:38.046	1:38.435	0.389
16	23	PANAYIOTOU	28.733	17	SHEPHERD	37.146	36	LAW	32.299	16	22	BRADLEY	1:38.189	1:38.392	0.203
17	22	BRADLEY	28.777	22	BRADLEY	37.173	23	PANAYIOTOU	32.394	17	36	LAW	1:38.285	1:38.721	0.436
18	46	GAFFNEY	28.836	48	CANNON	37.227	48	CANNON	32.516	18	17	SHEPHERD	1:38.340	1:38.534	0.194
19	36	LAW	29.155	50	COLLISON	37.535	17	SHEPHERD	32.593	19	46	GAFFNEY	1:38.690	1:38.807	0.117
20	50	COLLISON	29.288	46	GAFFNEY	37.575	50	COLLISON	32.664	20	50	COLLISON	1:39.487	1:39.926	0.439
21	11	JOHNSTON	31.062	11	JOHNSTON	38.468	11	JOHNSTON	33.598	21	11	JOHNSTON	1:43.128	1:43.374	0.246
												Perfect Lap	1:35.474		

Weather / Track : Cloudy / Dry


www.msttiming.com

Oulton
Circuit Length = 2.2260 miles
Start: 08:30 End: 08:46

Printed - 08.48 Saturday, 23 June 2007

ELF Renault Clio Cup

RACE 1 - GRID

ROW 11	1:43.374 11 Martin JOHNSTON		
ROW 10		1:38.807 46 Robert GAFFNEY	1:39.926 50 Steve COLLISON
ROW 9	1:38.534 17 David SHEPHERD		1:38.721 36 Chris LAW
ROW 8		1:38.392 22 Carl BRADLEY	1:38.435 48 Richard CANNON
ROW 7	1:37.740 10 Ciaran BUTLER		1:38.046 23 Chris PANAYIOTOU
ROW 6		1:37.396 43 Derek PIERCE	1:37.642 19 Ant SCRAGG
ROW 5	1:37.253 44 Jamie CLELAND		1:37.382 33 Aron SMITH
ROW 4		1:36.696 27 Dan EAGLING	1:36.785 26 Barry BENHAM
ROW 3	1:36.557 77 Andrew JORDAN		1:36.560 5 Philip HOUSE
ROW 2		1:36.031 9 Jonathan FILDES	1:36.220 6 Ben WINROW
ROW 1	1:35.953 21 Stefan HODGETTS		1:36.009 34 Martin BYFORD
Pole			
			

Weather / Track : Cloudy / Dry

Oulton
Circuit Length = 2.2260 miles

Clerk of Course :		Timekeeper :

ELF Renault Clio Cup

QUALIFYING - RACE 2 - CLASSIFICATION - AMENDED

POS	NO	CL	NAME	NAT	ENTRY	TIME	ON	LAPS	GAP	DIFF	MPH
1	14		Ed PEAD	GBR	Mardi Gras Motorsport	1:36.277	5	8			83.23
2	24		Michael DOYLE	GBR	In Tune with Robertshaw Racing	1:36.326	6	7	0.049	0.049	83.19
3	4		Niki LANIK	AUT	Youth for Human Rights with SVE	1:36.609	8	8	0.332	0.283	82.94
4	25		Robert LAWSON	GBR	JHR Development	1:36.756	7	8	0.479	0.147	82.82
5	38		Steve WOOD	GBR	JHR Developments	1:36.971	8	8	0.694	0.215	82.63
6	2		Jim EDWARDS Jnr	GBR	Kangaroo Int/SMC Renault/JHR	1:36.984	5	6	0.707	0.013	82.62
7	18		Mark SPELLER	GBR	Full Speed Racing	1:36.994	6	8	0.717	0.010	82.61
8	29		Alex OSBORNE	GBR	APO Motorsport	1:37.173	3	4	0.896	0.179	82.46
9	8		Alex MACDOWALL	GBR	Total Control Racing	1:37.250	7	7	0.973	0.077	82.40
10	66		Andrew BENTLEY	GBR	Double Six Racing	1:37.329	8	8	1.052	0.079	82.33
11	3		Andrew HERRON	GBR	JHR Developments	1:37.771	3	4	1.494	0.442	81.96
12	28		Robert BROWN	GBR	Momo UK	1:37.927	7	7	1.650	0.156	81.83
13	32		Alan TAYLOR	GBR	Robertshaw Racing	1:38.191	7	7	1.914	0.264	81.61
14	15		Chris RICE	GBR	Mardi Gras Motorsport	1:38.577	7	7	2.300	0.386	81.29
15	1		James WILLIAMS	GBR	Total Control Racing	1:38.646	7	7	2.369	0.069	81.23
16	88		Finlay CROCKER	GBR	Cleland Motorsport	1:38.831	6	7	2.554	0.185	81.08
17	13		Guy PARR	GBR	Glenn Eagling Motorsport	1:39.024	8	8	2.747	0.193	80.92
18	16		Jonathan SHEPHERD	GBR	Amery Motorsport	1:39.276	6	8	2.999	0.252	80.72
19	55		Mel HEALEY	GBR	Team Pyro	1:39.408	8	8	3.131	0.132	80.61
DQ	49		Chris DYMOND	GBR	Robertshaw Racing			7			

Car 49 Excluded from Results of Practice - Car underweight

Weather / Track : Cloudy / Dry

These results are provisional until the conclusion of any judicial and technical matters.

Oulton

Circuit Length = 2.2260 miles

Start: 08:50 End: 09:06

Clerk of Course :

Timekeeper :

ELF Renault Clio Cup

QUALIFYING - RACE 2 - SECTOR ANALYSIS

1	James WILLIAMS						Total Control Racing								
1	31.122	100.5	37.830	90.3	32.936	95.7	1:41.888	5	30.299	89.7	38.855	79.8	33.382	96.3	1:42.536
2	30.669	100.3	37.984	89.5	In		1:46.282 P	6	29.466	102.1	37.018	91.1	32.498	95.5	1:38.982
3	Out	99.9	38.075	89.7	34.310	94.8	4:00.041	7	29.438	101.8	36.750	91.3	32.458	95.6	1:38.646
4	30.130	101.5	37.068	90.7	32.669	95.9	1:39.867	8							
2	Jim EDWARDS Jnr						Kangaroo Int/SMC Renault/JHR								
1	30.711	100.3	39.056	89.8	In		1:49.349 P	4	28.720	101.2	40.634	90.8	33.137	96.4	1:42.491
2	Out	96.6	39.148	88.1	32.794	95.9	2:48.454	5	28.206	105.7	36.846	91.4	31.932	96.6	1:36.984
3	28.785	104.2	36.758	91.8	32.010	96.6	1:37.553	6	36.720	75.3	47.101	66.6	49.506		2:11.593 P
3	Andrew HERRON						JHR Developments								
1	29.804	97.8	38.570	91.4	33.004	97.8	1:41.378	3	28.438	104.9	37.339	90.6	31.994	97.4	1:37.771
2	29.167	103.6	37.201	91.3	32.014	97.5	1:38.382	4	39.799	64.0	56.245	52.2	In		2:32.659 P
4	Niki LANIK						Youth for Human Rights with SVE								
1	30.803	97.0	38.867	90.2	34.863	94.8	1:44.533	5	28.652	104.7	36.766	91.3	31.819	95.7	1:37.237
2	38.647	101.2	40.075	79.5	38.048	94.8	1:56.770	6	31.391	99.7	37.298	91.6	32.036	95.3	1:40.725
3	29.899	102.3	37.405	91.1	32.302	94.8	1:39.606	7	28.307	105.0	36.608	92.1	31.791	95.3	1:36.706
4	28.585	104.9	36.559	92.4	32.255	95.9	1:37.399	8	28.270	105.0	36.630	92.1	31.709	95.7	1:36.609
8	Alex MACDOWALL						Total Control Racing								
1	29.709	102.1	38.883	89.4	In		1:45.772 P	5	28.605	104.0	37.257	91.2	32.019	96.1	1:37.881
2	Out	100.5	40.216	68.1	33.632	95.6	4:06.845	6	28.372	103.6	36.864	91.3	32.155	95.9	1:37.391
3	29.044	103.2	37.178	90.7	31.992	95.9	1:38.214	7	28.429	103.9	37.051	91.3	31.770	95.9	1:37.250
4	29.569	102.8	37.212	90.9	31.841	96.1	1:38.622	8							
13	Guy PARR						Glenn Eagling Motorsport								
1	30.877	91.4	40.891	87.2	34.651	95.5	1:46.419	5	29.581	102.3	37.177	90.8	32.423	95.9	1:39.181
2	30.705	100.3	1:01.019	73.8	39.964	90.7	2:11.688	6	28.956	104.5	37.290	90.8	36.062	95.1	1:42.308
3	31.757	96.4	38.593	90.1	34.045	89.6	1:44.395	7	29.419	102.9	37.472	90.9	32.351	95.3	1:39.242
4	29.620	104.5	37.373	89.5	32.796	95.3	1:39.789	8	28.961	104.7	37.224	90.8	32.839	95.3	1:39.024
14	Ed PEAD						Mardi Gras Motorsport								
1	32.069	84.9	39.159	87.8	35.233	93.3	1:46.461	5	28.196	104.7	36.364	91.3	31.717	96.3	1:36.277
2	30.777	95.6	38.131	89.6	32.605	96.1	1:41.513	6	33.967	77.9	47.524	76.1	33.926	96.6	1:55.417
3	29.345	90.9	39.372	74.4	34.974	96.6	1:43.691	7	28.288	105.0	36.536	91.2	31.795	95.7	1:36.619
4	28.497	104.7	36.649	90.6	32.011	96.0	1:37.157	8	34.078	80.8	43.968	67.8	In		2:11.928 P
15	Chris RICE						Mardi Gras Motorsport								
1	31.332	78.9	40.322	89.8	34.379	96.4	1:46.033	5	30.032	102.6	38.574	88.2	32.712	96.3	1:41.318
2	52.837	75.8	42.869	89.1	In		2:30.131 P	6	29.030	103.1	37.483	91.3	32.195	96.8	1:38.708
3	Out	99.9	39.726	89.6	34.470	95.7	3:17.013	7	28.751	104.0	37.463	90.6	32.363	96.6	1:38.577
4	30.579	96.4	39.390	89.7	33.210	96.0	1:43.179	8							
16	Jonathan SHEPHERD						Amery Motorsport								
1	32.327	77.2	41.673	75.7	35.597	95.7	1:49.597	5	29.024	104.2	37.891	90.4	32.499	96.3	1:39.414
2	51.782	89.6	39.691	88.7	36.462	94.4	2:07.935	6	29.095	104.7	37.465	90.9	32.716	96.8	1:39.276
3	30.104	102.8	38.082	90.2	32.872	95.6	1:41.058	7	28.970	101.8	41.283	88.3	33.500	96.1	1:43.753
4	29.891	103.6	37.589	91.1	32.677	96.4	1:40.157	8	28.684	103.1	38.006	90.9	32.590	97.0	1:39.280
18	Mark SPELLER						Full Speed Racing								
1	32.761	84.2	41.536	77.4	35.961	85.3	1:50.258	5	28.438	104.4	36.823	91.3	32.128	96.1	1:37.389
2	30.129	100.0	37.433	90.2	32.322	95.9	1:39.884	6	28.321	105.2	36.765	89.4	31.908	95.3	1:36.994
3	28.636	103.9	38.392	88.7	32.386	94.9	1:39.414	7	28.772	103.7	37.005	91.3	31.927	95.6	1:37.704
4	29.027	101.5	37.743	90.2	32.302	95.1	1:39.072	8	34.354	84.8	42.926	77.5	35.172	87.8	1:52.452
24	Michael DOYLE						In Tune with Robertshaw Racing								
1	30.217	100.6	38.079	91.2	32.958	96.8	1:41.254	5	28.170	105.8	36.942	91.8	31.592	97.7	1:36.704
2	29.779	102.0	38.058	91.1	In		1:44.360 P	6	28.069	104.7	36.751	92.8	31.506	97.8	1:36.326
3	Out	92.6	39.193	91.4	32.232	96.6	3:45.155	7	28.260	105.5	36.770	92.3	31.633	97.5	1:36.663
4	28.631	104.5	36.979	92.3	31.782	97.8	1:37.392	8							

Oulton
Circuit Length = 2.2260 miles
Start: 08:50 End: 09:06

Weather / Track : Cloudy / Dry

ELF Renault Clio Cup

QUALIFYING - RACE 2 - SECTOR ANALYSIS

25	Robert LAWSON	JHR Development									
1	32.030 80.1	40.064 89.0	34.321 97.1	1:46.415	5	31.499 74.0	43.728 77.9	33.910 97.1	1:49.137		
2	30.314 82.8	40.480 89.1	33.500 97.3	1:44.294	6	28.577 100.2	40.401 74.7	32.938 97.4	1:41.916		
3	28.367 105.0	36.371 90.7	32.096 97.0	1:36.834	7	28.590 104.2	36.284 91.7	31.882 96.8	1:36.756		
4	28.687 103.9	36.312 90.8	32.087 96.3	1:37.086	8	28.521 105.0	36.720 91.3	32.010 96.8	1:37.251		
28	Robert BROWN	Momo UK									
1	31.815 99.4	39.944 89.6	In	1:51.323 P	5	29.076 103.9	37.918 90.2	32.419 96.1	1:39.413		
2	Out 98.5	40.311 89.8	32.713 95.6	3:51.562	6	28.819 103.7	37.851 91.3	31.851 95.6	1:38.521		
3	29.194 101.7	38.790 90.4	32.686 96.1	1:40.670	7	28.491 104.4	37.658 90.8	31.778 96.0	1:37.927		
4	29.126 102.8	38.245 90.8	32.309 96.1	1:39.680	8						
29	Alex OSBORNE	APO Motorsport									
1	29.273 102.8	36.915 90.6	32.084 95.6	1:38.272	3	28.408 105.2	36.729 90.8	32.036 95.9	1:37.173		
2	28.685 103.9	36.735 90.6	32.247 96.0	1:37.667	4	29.234 98.8	38.555 89.2	32.597 94.5	1:40.386		
32	Alan TAYLOR	Robertshaw Racing									
1	31.953 97.5	39.324 87.2	33.738 93.3	1:45.015	5	29.929 100.5	37.637 90.0	32.753 94.8	1:40.319		
2	30.271 100.5	38.262 89.2	33.096 95.1	1:41.629	6	29.266 103.4	36.951 90.7	32.491 95.7	1:38.708		
3	1:43.685 63.9	41.945 83.9	34.390 94.4	3:00.020	7	29.170 103.7	36.737 89.6	32.284 95.1	1:38.191		
4	30.167 100.9	37.919 89.1	32.659 95.1	1:40.745	8						
38	Steve WOOD	JHR Developments									
1	33.325 79.8	42.081 88.4	34.547 96.4	1:49.953	5	28.708 104.9	36.833 91.2	32.475 97.1	1:38.016		
2	30.571 100.5	39.775 79.4	38.942 96.4	1:49.288	6	28.646 104.7	40.107 85.4	35.398 96.7	1:44.151		
3	29.339 102.9	38.037 90.3	33.118 95.6	1:40.494	7	28.522 105.0	36.461 92.1	32.465 96.4	1:37.448		
4	28.824 104.5	36.783 90.1	32.632 96.8	1:38.239	8	28.196 106.2	36.624 92.3	32.151 97.1	1:36.971		
49	Chris DYMOND	Robertshaw Racing									
1	31.075 100.6	38.663 86.4	In	1:47.382 P	5	31.881 102.6	36.800 91.2	31.766 97.1	1:40.447		
2	Out 100.2	37.752 90.0	32.275 96.6	4:18.208 P	6	27.903 106.5	36.730 91.3	31.782 97.3	1:36.415		
3	28.577 104.0	36.466 91.1	31.781 96.8	1:36.824	7	28.318 106.4	36.480 91.3	31.690 97.3	1:36.488		
4	28.171 105.5	37.472 89.0	31.678 97.1	1:37.321	8						
55	Mel HEALEY	Team Pyro									
1	31.737 92.7	40.660 89.1	34.349 96.4	1:46.746	5	29.302 104.0	37.433 90.6	32.908 96.7	1:39.643		
2	31.248 100.8	39.109 88.8	33.984 96.3	1:44.341	6	29.491 103.6	37.473 90.9	32.489 97.0	1:39.453		
3	30.898 100.8	39.153 87.3	34.237 96.8	1:44.288	7	29.211 104.4	37.533 91.1	32.740 96.8	1:39.484		
4	30.081 102.8	38.014 91.2	33.037 96.6	1:41.132	8	29.046 104.2	37.369 90.4	32.993 96.4	1:39.408		
66	Andrew BENTLEY	Double Six Racing									
1	31.987 100.5	37.981 90.2	33.812 94.4	1:43.780	5	33.999 99.7	42.230 90.9	32.258 96.6	1:48.487		
2	30.725 94.7	40.910 90.6	33.081 94.7	1:44.716	6	29.185 101.8	37.723 91.8	32.246 96.0	1:39.154		
3	28.903 103.9	37.397 90.4	32.386 96.0	1:38.686	7	28.391 105.2	37.021 90.6	32.126 95.7	1:37.538		
4	28.420 104.5	36.834 91.3	32.586 95.5	1:37.840	8	28.404 105.2	36.987 91.6	31.938 96.0	1:37.329		
88	Finlay CROCKER	Cleland Motorsport									
1	32.579 74.2	41.382 87.3	In	1:52.931 P	5	29.098 104.2	37.419 89.7	32.761 95.9	1:39.278		
2	Out 99.3	38.265 89.2	32.748 95.1	3:41.662	6	29.047 103.9	37.347 90.4	32.437 95.9	1:38.831		
3	29.611 102.1	37.245 90.1	33.793 92.6	1:40.649	7	29.120 102.9	37.036 90.7	32.776 96.1	1:38.932		
4	29.622 102.6	37.394 89.7	32.640 95.5	1:39.656	8						

Oulton
Circuit Length = 2.2260 miles
Start: 08:50 End: 09:06

Weather / Track : Cloudy / Dry

ELF Renault Clio Cup

QUALIFYING - RACE 2 - SPEED TRAPS

SECTOR 1				SECTOR 2			FINISH LINE			
POS	NO	NAME	MPH	NO	NAME	MPH	NO	NAME	MPH	
1	49	Chris DYMOND	106.5	24	Michael DOYLE	92.8	3	Andrew HERRON	97.8	
2	38	Steve WOOD	106.2	4	Niki LANIK	92.4	24	Michael DOYLE	97.8	
3	24	Michael DOYLE	105.8	38	Steve WOOD	92.3	25	Robert LAWSON	97.4	
4	2	Jim EDWARDS Jnr	105.7	2	Jim EDWARDS Jnr	91.8	49	Chris DYMOND	97.3	
5	18	Mark SPELLER	105.2	66	Andrew BENTLEY	91.8	38	Steve WOOD	97.1	
6	29	Alex OSBORNE	105.2	25	Robert LAWSON	91.7	16	Jonathan SHEPHERD	97.0	
7	66	Andrew BENTLEY	105.2	3	Andrew HERRON	91.4	55	Mel HEALEY	97.0	
8	4	Niki LANIK	105.0	1	James WILLIAMS	91.3	15	Chris RICE	96.8	
9	14	Ed PEAD	105.0	8	Alex MACDOWALL	91.3	2	Jim EDWARDS Jnr	96.6	
10	25	Robert LAWSON	105.0	14	Ed PEAD	91.3	14	Ed PEAD	96.6	
11	3	Andrew HERRON	104.9	15	Chris RICE	91.3	66	Andrew BENTLEY	96.6	
12	13	Guy PARR	104.7	18	Mark SPELLER	91.3	1	James WILLIAMS	96.3	
13	16	Jonathan SHEPHERD	104.7	28	Robert BROWN	91.3	8	Alex MACDOWALL	96.1	
14	28	Robert BROWN	104.4	49	Chris DYMOND	91.3	18	Mark SPELLER	96.1	
15	55	Mel HEALEY	104.4	55	Mel HEALEY	91.2	28	Robert BROWN	96.1	
16	88	Finlay CROCKER	104.2	16	Jonathan SHEPHERD	91.1	88	Finlay CROCKER	96.1	
17	8	Alex MACDOWALL	104.0	13	Guy PARR	90.9	29	Alex OSBORNE	96.0	
18	15	Chris RICE	104.0	29	Alex OSBORNE	90.8	4	Niki LANIK	95.9	
19	32	Alan TAYLOR	103.7	32	Alan TAYLOR	90.7	13	Guy PARR	95.9	
20	1	James WILLIAMS	102.1	88	Finlay CROCKER	90.7	32	Alan TAYLOR	95.7	

Weather / Track : Cloudy / Dry

www.msttiming.com

Oulton
Circuit Length = 2.2260 miles
Start: 08:50 End: 09:06

Printed - 09.07 Saturday, 23 June 2007

ELF Renault Clio Cup

QUALIFYING - RACE 2 - BEST SECTOR TIMES

SECTOR 1			SECTOR 2			SECTOR 3			IDEAL / BEST COMPARISON						
POS	NO	NAME	TIME	NO	NAME	TIME	NO	NAME	TIME	POS	NO	NAME	IDEAL	BEST	DIFF
1	49	DYMOND	27.903	25	LAWSON	36.284	24	DOYLE	31.506	1	49	DYMOND	1:36.047	1:36.415	0.368
2	24	DOYLE	28.069	14	PEAD	36.364	49	DYMOND	31.678	2	14	PEAD	1:36.277	1:36.277	0.000
3	14	PEAD	28.196	38	WOOD	36.461	4	LANIK	31.709	3	24	DOYLE	1:36.326	1:36.326	0.000
4	38	WOOD	28.196	49	DYMOND	36.466	14	PEAD	31.717	4	25	LAWSON	1:36.533	1:36.756	0.223
5	2	EDWARDS Jnr	28.206	4	LANIK	36.559	8	MACDOWALL	31.770	5	4	LANIK	1:36.538	1:36.609	0.071
6	4	LANIK	28.270	29	OSBORNE	36.729	28	BROWN	31.778	6	38	WOOD	1:36.808	1:36.971	0.163
7	18	SPELLER	28.321	32	TAYLOR	36.737	25	LAWSON	31.882	7	2	EDWARDS Jnr	1:36.896	1:36.984	0.088
8	25	LAWSON	28.367	1	WILLIAMS	36.750	18	SPELLER	31.908	8	18	SPELLER	1:36.994	1:36.994	0.000
9	8	MACDOWALL	28.372	24	DOYLE	36.751	2	EDWARDS Jnr	31.932	9	8	MACDOWALL	1:37.006	1:37.250	0.244
10	66	BENTLEY	28.391	2	EDWARDS Jnr	36.758	66	BENTLEY	31.938	10	66	BENTLEY	1:37.163	1:37.329	0.166
11	29	OSBORNE	28.408	18	SPELLER	36.765	3	HERRON	31.994	11	29	OSBORNE	1:37.173	1:37.173	0.000
12	3	HERRON	28.438	66	BENTLEY	36.834	29	OSBORNE	32.036	12	3	HERRON	1:37.633	1:37.771	0.138
13	28	BROWN	28.491	8	MACDOWALL	36.864	38	WOOD	32.151	13	28	BROWN	1:37.927	1:37.927	0.000
14	16	SHEPHERD	28.684	88	CROCKER	37.036	15	RICE	32.195	14	32	TAYLOR	1:38.191	1:38.191	0.000
15	15	RICE	28.751	13	PARR	37.177	32	TAYLOR	32.284	15	15	RICE	1:38.409	1:38.577	0.168
16	13	PARR	28.956	3	HERRON	37.201	13	PARR	32.351	16	13	PARR	1:38.484	1:39.024	0.540
17	55	HEALEY	29.046	55	HEALEY	37.369	88	CROCKER	32.437	17	88	CROCKER	1:38.520	1:38.831	0.311
18	88	CROCKER	29.047	15	RICE	37.463	1	WILLIAMS	32.458	18	1	WILLIAMS	1:38.646	1:38.646	0.000
19	32	TAYLOR	29.170	16	SHEPHERD	37.465	55	HEALEY	32.489	19	16	SHEPHERD	1:38.648	1:39.276	0.628
20	1	WILLIAMS	29.438	28	BROWN	37.658	16	SHEPHERD	32.499	20	55	HEALEY	1:38.904	1:39.408	0.504
												Perfect Lap	1:35.693		

Weather / Track : Cloudy / Dry


www.msttiming.com

Oulton
Circuit Length = 2.2260 miles
Start: 08:50 End: 09:06

Printed - 09.07 Saturday, 23 June 2007

ELF Renault Clio Cup

RACE 2 - GRID

ROW 12	49	Chris DYMOND + 10 Secs		
ROW 11				
ROW 10	55	1:39.408 Mel HEALEY		
ROW 9	13	1:39.024 Guy PARR	16	1:39.276 Jonathan SHEPHERD
ROW 8	1	1:38.646 James WILLIAMS	88	1:38.831 Finlay CROCKER
ROW 7	32	1:38.191 Alan TAYLOR	15	1:38.577 Chris RICE
ROW 6	3	1:37.771 Andrew HERRON	28	1:37.927 Robert BROWN
ROW 5	8	1:37.250 Alex MACDOWALL	66	1:37.329 Andrew BENTLEY
ROW 4	18	1:36.994 Mark SPELLER	29	1:37.173 Alex OSBORNE
ROW 3	38	1:36.971 Steve WOOD	2	1:36.984 Jim EDWARDS Jnr
ROW 2	4	1:36.609 Niki LANIK	25	1:36.756 Robert LAWSON
ROW 1	14	1:36.277 Ed PEAD	24	1:36.326 Michael DOYLE
Pole				
				

Weather / Track : Sunny / Dry

Oulton
Circuit Length = 2.2260 miles

Clerk of Course :		Timekeeper :

ELF Renault Clio Cup

RACE 1 - CLASSIFICATION

POS	NO	CL	NAME	NAT	ENTRY	LAPS	TIME	GAP	DIFF	MPH	BEST	ON
1	21		Stefan HODGETTS	GBR	Momo UK	7	12:34.498			74.34	1:36.070	7
2	34		Martin BYFORD	GBR	Z Speed Racing	7	12:34.985	0.487	0.487	74.29	1:36.065	7
3	9		Jonathan FILDES	IRL	Total Control Racing	7	12:36.257	1.759	1.272	74.17	1:36.012	7
4	6		Ben WINROW	GBR	Total Control. Racing	7	12:36.689	2.191	0.432	74.13	1:36.108	7
5	5		Philip HOUSE	GBR	PH Motorsport	7	12:37.581	3.083	0.892	74.04	1:36.289	7
6	77		Andrew JORDAN	GBR	Team Eurotech-John Guest Speedfit	7	12:38.439	3.941	0.858	73.96	1:36.854	7
7	26		Barry BENHAM	GBR	Team TWC	7	12:40.234	5.736	1.795	73.78	1:37.122	6
8	27		Dan EAGLING	GBR	Glenn Eagling Motorsport	7	12:40.335	5.837	0.101	73.77	1:37.488	6
9	33		Aron SMITH	IRL	Mardi Gras Motorsport	7	12:41.228	6.730	0.893	73.69	1:37.362	6
10	23		Chris PANAYIOTOU	GBR	Full Speed Racing	7	12:42.011	7.513	0.783	73.61	1:37.382	6
11	19		Ant SCRAGG	GBR	Full Speed Racing	7	12:44.436	9.938	2.425	73.38	1:37.949	7
12	17		David SHEPHERD	GBR	Amery Motorsport	7	12:44.885	10.387	0.449	73.33	1:37.864	7
13	36		Chris LAW	GBR	Team Pyro	7	12:46.409	11.911	1.524	73.19	1:38.054	6
14	46		Robert GAFFNEY	GBR	EPS UK with IDL Racing Services	7	12:46.943	12.445	0.534	73.14	1:38.161	6
15	10		Ciaran BUTLER	GBR	Full Speed Racing	7	12:47.080	12.582	0.137	73.12	1:37.272	7
16	44		Jamie CLELAND	GBR	Cleland Motorsport	7	12:47.665	13.167	0.585	73.07	1:37.312	7
17	11		Martin JOHNSTON	GBR	Full Speed Racing	7	12:56.916	22.418	9.251	72.20	1:41.627	7
18	50		Steve COLLISON	GBR	Collison Racing	7	13:07.557	33.059	10.641	71.22	1:44.734	2
NOT CLASSIFIED												
<i>DNF</i>	22		Carl BRADLEY	GBR	Coastal Racing	5	9:31.540	2 laps	2 laps	70.10	1:38.607	2
<i>DNF</i>	43		Derek PIERCE	GBR	J & D Pierce Race Team	0						
<i>DNF</i>	48		Richard CANNON	GBR	JHR Developments	0						
FASTEST LAP												
	9		Jonathan FILDES	IRL	Total Control Racing	7	1:36.012			83.46 mph	134.32 kph	

Weather / Track : Bright / Dry

These results are provisional until the conclusion of any judicial and technical matters.

Oulton
Circuit Length = 2.2260 miles
Start: 15:44 End: 15:57

Clerk of Course :	Timekeeper :
-------------------	--------------

ELF Renault Clio Cup

RACE 1 - SECTOR ANALYSIS

5	Philip HOUSE					PH Motorsport									
1	106.0	37.043	91.7	32.114	96.3	1:44.273	5	35.029	85.4	42.368	80.4	39.644	97.0	1:57.041	
2	28.301	105.7	37.001	91.7	31.660	95.3	1:36.962	6	28.597	106.0	36.869	91.9	31.827	96.3	1:37.293
3	38.752	70.3	45.379	62.8	41.480	86.3	2:05.611	7	28.163	106.0	36.402	91.6	31.724	96.8	1:36.289
4	37.222	88.2	44.132	76.9	38.758	76.6	2:00.112	8							
6	Ben WINROW					Total Control. Racing									
1	103.6	36.703	91.8	31.813	96.6	1:43.395	5	35.131	79.8	42.600	81.4	40.007	94.5	1:57.738	
2	28.318	105.4	36.982	89.1	32.086	93.2	1:37.386	6	28.649	106.2	36.633	92.1	31.577	97.5	1:36.859
3	37.897	76.0	45.816	62.4	41.183	83.5	2:04.896	7	27.971	106.4	36.328	92.1	31.809	96.3	1:36.108
4	37.497	86.6	43.792	79.3	39.018	82.1	2:00.307	8							
9	Jonathan FILDES					Total Control Racing									
1	104.7	36.823	91.7	31.861	96.1	1:43.135	5	35.289	77.9	42.410	79.7	40.573	94.9	1:58.272	
2	28.433	104.5	36.381	92.1	32.345	93.3	1:37.159	6	28.580	104.2	36.452	92.1	31.613	96.3	1:36.645
3	37.139	81.3	46.597	62.7	41.054	80.1	2:04.790	7	28.001	106.4	36.298	92.1	31.713	96.4	1:36.012
4	37.094	86.3	44.185	78.3	38.965	84.7	2:00.244	8							
10	Ciaran BUTLER					Full Speed Racing									
1	103.4	41.390	88.1	32.428	94.4	1:57.526	5	37.892	96.4	40.099	89.0	39.075	95.6	1:57.066	
2	28.755	103.7	37.089	91.3	32.177	94.7	1:38.021	6	28.319	106.2	38.026	75.9	32.599	96.4	1:38.944
3	35.163	75.1	43.735	73.6	40.690	79.6	1:59.588	7	28.384	105.5	36.788	92.3	32.100	96.8	1:37.272
4	40.151	84.0	40.863	71.9	37.649	80.2	1:58.663	8							
11	Martin JOHNSTON					Full Speed Racing									
1	101.7	42.392	86.4	35.330	94.5	2:01.305	5	39.258	81.9	39.504	89.4	39.023	94.7	1:57.785	
2	29.903	100.6	38.760	90.6	33.331	95.1	1:41.994	6	29.915	100.2	38.712	90.0	33.440	95.2	1:42.067
3	31.523	85.6	41.465	72.2	40.672	88.3	1:53.660	7	30.202	99.9	38.025	90.9	33.400	94.9	1:41.627
4	40.806	81.0	42.258	89.1	35.414	84.0	1:58.478	8							
17	David SHEPHERD					Amery Motorsport									
1	103.9	37.837	91.1	32.451	95.6	1:50.908	5	36.274	84.2	41.470	90.0	39.593	96.1	1:57.337	
2	28.624	105.4	37.698	91.4	32.488	95.1	1:38.810	6	28.506	106.7	37.208	90.8	32.826	96.3	1:38.540
3	36.255	69.6	44.863	55.6	41.491	74.5	2:02.609	7	28.360	106.2	37.107	91.3	32.397	95.9	1:37.864
4	38.674	74.4	42.110	66.2	38.033	78.7	1:58.817	8							
19	Ant SCRAGG					Full Speed Racing									
1	101.4	38.161	90.4	32.427	95.6	1:48.173	5	36.397	80.2	41.448	85.6	39.449	95.9	1:57.294	
2	28.437	102.1	37.344	91.1	32.273	93.5	1:38.054	6	28.233	106.5	37.711	81.1	32.961	94.8	1:38.905
3	39.131	66.1	44.769	58.6	41.645	72.8	2:05.545	7	28.478	104.9	36.999	90.8	32.472	94.9	1:37.949
4	38.264	68.3	42.387	67.2	37.865	75.9	1:58.516	8							
21	Stefan HODGETTS					Momo UK									
1	104.0	36.813	90.1	32.015	96.1	1:42.447	5	35.367	87.6	42.606	76.9	39.937	95.7	1:57.910	
2	28.177	105.0	36.479	91.6	31.715	96.3	1:36.371	6	28.149	105.2	36.324	91.2	31.731	97.3	1:36.204
3	37.448	83.5	46.138	69.2	41.349	80.4	2:04.935	7	28.021	105.4	36.290	91.7	31.759	96.7	1:36.070
4	36.949	74.6	44.601	78.4	39.011	84.6	2:00.561	8							
22	Carl BRADLEY					Coastal Racing									
1	101.4	37.847	91.2	33.046	95.6	1:59.320	4	40.600	80.8	41.268	89.5	36.721	76.4	1:58.589	
2	29.336	103.7	37.136	91.1	32.135	95.6	1:38.607	5	38.448	89.0	39.883	90.2	39.071	95.7	1:57.402
3	33.430	71.5	43.579	77.0	40.613	82.3	1:57.622	6							
23	Chris PANAYIOTOU					Full Speed Racing									
1	103.4	38.107	89.2	32.403	95.7	1:47.674	5	36.047	76.4	41.443	82.2	39.981	95.6	1:57.471	
2	28.555	105.0	37.024	90.3	32.144	95.7	1:37.723	6	28.261	106.0	36.917	90.4	32.204	96.4	1:37.382
3	39.015	62.4	45.221	56.5	41.382	71.9	2:05.618	7	28.259	105.7	37.110	90.4	32.131	96.3	1:37.500
4	38.249	63.9	42.604	65.5	37.790	69.8	1:58.643	8							
26	Barry BENHAM					Team TWC									
1	105.2	37.346	91.7	32.121	97.3	1:45.648	5	35.695	76.3	41.550	83.6	40.066	96.6	1:57.311	
2	28.678	104.5	37.110	91.2	32.008	96.4	1:37.796	6	28.343	106.2	36.918	91.3	31.861	98.0	1:37.122

Oulton
Circuit Length = 2.2260 miles
Start: 15:44 End: 15:57

Weather / Track : Bright / Dry

ELF Renault Clio Cup

RACE 1 - SECTOR ANALYSIS

3	38.811	80.1	45.452	67.2	41.601	70.1	2:05.864	7	28.148	107.2	36.844	92.2	32.213	96.8	1:37.205
4	38.349	67.6	42.518	69.1	38.421	70.3	1:59.288	8							
27	Dan EAGLING				Glenn Eagling Motorsport										
1		104.4	37.156	91.6	32.386	97.3	1:45.457	5	35.765	76.2	41.528	86.3	39.782	96.4	1:57.075
2	28.549	104.4	36.911	90.7	32.329	96.6	1:37.789	6	28.600	106.4	36.880	91.7	32.008	97.5	1:37.488
3	38.081	72.5	45.685	65.0	41.626	72.5	2:05.392	7	28.436	106.4	36.686	91.9	32.696	96.0	1:37.818
4	37.617	80.6	43.276	73.0	38.423	73.8	1:59.316	8							
33	Aron SMITH				Mardi Gras Motorsport										
1							1:46.681	5							1:57.362
2							1:37.900	6							1:37.362
3							2:05.691	7							1:37.455
4							1:58.777	8							
34	Martin BYFORD				Z Speed Racing										
1		104.5	36.647	91.1	32.004	96.0	1:42.858	5	35.305	84.6	42.574	80.4	39.878	95.9	1:57.757
2	28.297	105.7	36.366	91.9	32.539	90.7	1:37.202	6	28.236	106.5	36.191	91.4	31.817	97.1	1:36.244
3	37.092	74.3	45.984	67.4	41.524	78.5	2:04.600	7	28.157	106.4	36.133	91.7	31.775	97.1	1:36.065
4	36.860	74.2	44.443	78.8	38.956	82.8	2:00.259	8							
36	Chris LAW				Team Pyro										
1		101.7	37.859	91.2	32.395	96.8	1:52.639	5	36.784	74.7	40.654	85.4	39.199	97.3	1:56.637
2	29.363	103.2	37.542	91.1	32.721	95.3	1:39.626	6	28.700	106.0	36.893	92.1	32.461	97.4	1:38.054
3	35.943	65.8	44.551	58.1	41.347	72.1	2:01.841	7	29.195	104.0	36.922	91.4	32.429	96.6	1:38.546
4	39.008	75.2	42.104	75.1	37.954	87.0	1:59.066	8							
44	Jamie CLELAND				Cleland Motorsport										
1		103.2	38.586	90.6	33.053	96.1	2:00.511	5	38.782	84.1	39.827	85.3	38.905	96.8	1:57.514
2	28.665	105.8	37.861	90.3	31.978	95.9	1:38.504	6	28.805	104.9	37.166	90.9	32.262	97.4	1:38.233
3	33.350	76.3	43.288	68.7	40.495	82.0	1:57.133	7	28.474	107.2	36.962	91.9	31.876	97.5	1:37.312
4	40.742	85.5	41.069	89.1	36.647	75.9	1:58.458	8							
46	Robert GAFFNEY				EPS UK with IDL Racing Services										
1		103.7	37.519	91.4	32.409	96.1	1:51.737	5	36.418	80.4	41.159	87.3	39.265	96.8	1:56.842
2	28.801	105.7	37.637	91.2	32.315	95.6	1:38.753	6	28.433	106.0	37.251	90.9	32.477	97.4	1:38.161
3	36.746	70.9	44.408	60.3	41.811	71.0	2:02.965	7	29.848	91.3	37.176	91.8	32.515	96.3	1:39.539
4	38.898	73.8	41.834	77.3	38.214	80.5	1:58.946	8							
50	Steve COLLISON				Collison Racing										
1		96.1	39.984	86.9	34.428	92.9	2:02.797	5	39.467	78.0	39.559	88.8	38.815	94.7	1:57.841
2	31.343	98.4	38.826	88.1	34.565	91.4	1:44.734	6	29.755	103.1	40.718	84.6	35.286	90.6	1:45.759
3	31.432	92.6	39.441	87.8	39.249	91.1	1:50.122	7	32.586	95.2	40.437	84.8	35.138	91.4	1:48.161
4	40.946	80.3	42.011	88.0	35.186	84.2	1:58.143	8							
77	Andrew JORDAN				Team Eurotech-John Guest Speedfit										
1		105.4	37.136	92.3	31.965	96.4	1:44.441	5	35.387	83.0	41.958	82.3	39.751	96.7	1:57.096
2	28.369	104.7	37.068	91.8	31.972	89.6	1:37.409	6	28.392	106.5	36.840	91.8	31.823	97.0	1:37.055
3	39.006	67.9	45.118	66.5	41.872	80.7	2:05.996	7	28.166	106.2	36.691	91.3	31.997	96.4	1:36.854
4	37.252	78.0	43.730	74.8	38.606	76.3	1:59.588	8							

Weather / Track : Bright / Dry

Oulton
Circuit Length = 2.2260 miles
Start: 15:44 End: 15:57

ELF Renault Clio Cup
RACE 1 - SPEED TRAPS

SECTOR 1				SECTOR 2			FINISH LINE			
POS	NO	NAME	MPH	NO	NAME	MPH	NO	NAME	MPH	
1	26	Barry BENHAM	107.2	10	Ciaran BUTLER	92.3	26	Barry BENHAM	98.0	
2	44	Jamie CLELAND	107.2	77	Andrew JORDAN	92.3	6	Ben WINROW	97.5	
3	17	David SHEPHERD	106.7	26	Barry BENHAM	92.2	27	Dan EAGLING	97.5	
4	19	Ant SCRAGG	106.5	6	Ben WINROW	92.1	44	Jamie CLELAND	97.5	
5	34	Martin BYFORD	106.5	9	Jonathan FILDES	92.1	36	Chris LAW	97.4	
6	77	Andrew JORDAN	106.5	36	Chris LAW	92.1	46	Robert GAFFNEY	97.4	
7	6	Ben WINROW	106.4	5	Philip HOUSE	91.9	21	Stefan HODGETTS	97.3	
8	9	Jonathan FILDES	106.4	27	Dan EAGLING	91.9	34	Martin BYFORD	97.1	
9	27	Dan EAGLING	106.4	34	Martin BYFORD	91.9	5	Philip HOUSE	97.0	
10	10	Ciaran BUTLER	106.2	44	Jamie CLELAND	91.9	77	Andrew JORDAN	97.0	
11	5	Philip HOUSE	106.0	46	Robert GAFFNEY	91.8	10	Ciaran BUTLER	96.8	
12	23	Chris PANAYIOTOU	106.0	21	Stefan HODGETTS	91.7	9	Jonathan FILDES	96.4	
13	36	Chris LAW	106.0	17	David SHEPHERD	91.4	23	Chris PANAYIOTOU	96.4	
14	46	Robert GAFFNEY	106.0	22	Carl BRADLEY	91.2	17	David SHEPHERD	96.3	
15	21	Stefan HODGETTS	105.4	19	Ant SCRAGG	91.1	19	Ant SCRAGG	95.9	
16	22	Carl BRADLEY	103.7	11	Martin JOHNSTON	90.9	22	Carl BRADLEY	95.7	
17	50	Steve COLLISON	103.1	23	Chris PANAYIOTOU	90.4	11	Martin JOHNSTON	95.2	
18	11	Martin JOHNSTON	101.7	50	Steve COLLISON	88.8	50	Steve COLLISON	94.7	
19										

ELF Renault Clio Cup

RACE 1 - BEST SECTOR TIMES

SECTOR 1			SECTOR 2			SECTOR 3			IDEAL / BEST COMPARISON						
POS	NO	NAME	TIME	NO	NAME	TIME	NO	NAME	TIME	POS	NO	NAME	IDEAL	BEST	DIFF
1	6	WINROW	27.971	34	BYFORD	36.133	6	WINROW	31.577	1	6	WINROW	1:35.876	1:36.108	0.232
2	9	FILDES	28.001	21	HODGETTS	36.290	9	FILDES	31.613	2	9	FILDES	1:35.912	1:36.012	0.100
3	21	HODGETTS	28.021	9	FILDES	36.298	5	HOUSE	31.660	3	21	HODGETTS	1:36.026	1:36.070	0.044
4	26	BENHAM	28.148	6	WINROW	36.328	21	HODGETTS	31.715	4	34	BYFORD	1:36.065	1:36.065	0.000
5	34	BYFORD	28.157	5	HOUSE	36.402	34	BYFORD	31.775	5	5	HOUSE	1:36.225	1:36.289	0.064
6	5	HOUSE	28.163	27	EAGLING	36.686	77	JORDAN	31.823	6	77	JORDAN	1:36.680	1:36.854	0.174
7	77	JORDAN	28.166	77	JORDAN	36.691	26	BENHAM	31.861	7	26	BENHAM	1:36.853	1:37.122	0.269
8	19	SCRAGG	28.233	10	BUTLER	36.788	44	CLELAND	31.876	8	27	EAGLING	1:37.130	1:37.488	0.358
9	23	PANAYIOTOU	28.259	26	BENHAM	36.844	27	EAGLING	32.008	9	10	BUTLER	1:37.207	1:37.272	0.065
10	10	BUTLER	28.319	36	LAW	36.893	10	BUTLER	32.100	10	23	PANAYIOTOU	1:37.307	1:37.382	0.075
11	17	SHEPHERD	28.360	23	PANAYIOTOU	36.917	23	PANAYIOTOU	32.131	11	44	CLELAND	1:37.312	1:37.312	0.000
12	46	GAFFNEY	28.433	44	CLELAND	36.962	22	BRADLEY	32.135	12	19	SCRAGG	1:37.505	1:37.949	0.444
13	27	EAGLING	28.436	19	SCRAGG	36.999	19	SCRAGG	32.273	13	17	SHEPHERD	1:37.864	1:37.864	0.000
14	44	CLELAND	28.474	17	SHEPHERD	37.107	46	GAFFNEY	32.315	14	46	GAFFNEY	1:37.924	1:38.161	0.237
15	36	LAW	28.700	22	BRADLEY	37.136	36	LAW	32.395	15	36	LAW	1:37.988	1:38.054	0.066
16	22	BRADLEY	29.336	46	GAFFNEY	37.176	17	SHEPHERD	32.397	16	22	BRADLEY	1:38.607	1:38.607	0.000
17	50	COLLISON	29.755	11	JOHNSTON	38.025	11	JOHNSTON	33.331	17	11	JOHNSTON	1:41.259	1:41.627	0.368
18	11	JOHNSTON	29.903	50	COLLISON	38.826	50	COLLISON	34.428	18	50	COLLISON	1:43.009	1:44.734	1.725
19	33	SMITH		33	SMITH		33	SMITH		19	33	SMITH		1:37.362	0.000
												Perfect Lap	1:35.681		

ELF Renault Clio Cup

RACE 1 - LAP CHART

Lap 1			Lap 2			Lap 3			Lap 4			Lap 5		
No	Behind	Laptime	No	Behind	Laptime	No	Behind	Laptime	No	Behind	Laptime	No	Behind	Laptime
21		1:42.447	21		1:36.371	21		2:04.935	21		2:00.561	21		1:57.910
34	0.411	1:42.858	34	1.242	1:37.202	34	0.907	2:04.600	34	0.605	2:00.259	34	0.452	1:57.757
9	0.688	1:43.135	9	1.476	1:37.159	9	1.331	2:04.790	9	1.014	2:00.244	9	1.376	1:58.272
6	0.948	1:43.395	6	1.963	1:37.386	6	1.924	2:04.896	6	1.670	2:00.307	6	1.498	1:57.738
5	1.826	1:44.273	5	2.417	1:36.962	5	3.093	2:05.611	5	2.644	2:00.112	5	1.775	1:57.041
77	1.994	1:44.441	77	3.032	1:37.409	77	4.093	2:05.996	77	3.120	1:59.588	77	2.306	1:57.096
27	3.010	1:45.457	27	4.428	1:37.789	27	4.885	2:05.392	27	3.640	1:59.316	27	2.805	1:57.075
26	3.201	1:45.648	26	4.626	1:37.796	26	5.555	2:05.864	26	4.282	1:59.288	26	3.683	1:57.311
33	4.234	1:46.681	33	5.763	1:37.900	33	6.519	2:05.691	33	4.735	1:58.777	33	4.187	1:57.362
23	5.227	1:47.674	23	6.579	1:37.723	23	7.262	2:05.618	23	5.344	1:58.643	23	4.905	1:57.471
19	5.726	1:48.173	19	7.409	1:38.054	19	8.019	2:05.545	19	5.974	1:58.516	19	5.358	1:57.294
17	8.461	1:50.908	17	10.900	1:38.810	17	8.574	2:02.609	17	6.830	1:58.817	17	6.257	1:57.337
46	9.290	1:51.737	46	11.672	1:38.753	46	9.702	2:02.965	46	8.087	1:58.946	46	7.019	1:56.842
36	10.192	1:52.639	36	13.447	1:39.626	36	10.353	2:01.841	36	8.858	1:59.066	36	7.585	1:56.637
10	15.079	1:57.526	10	16.729	1:38.021	10	11.382	1:59.588	10	9.484	1:58.663	10	8.640	1:57.066
22	16.873	1:59.320	22	19.109	1:38.607	22	11.796	1:57.622	22	9.824	1:58.589	22	9.316	1:57.402
44	18.064	2:00.511	44	20.197	1:38.504	44	12.395	1:57.133	44	10.292	1:58.458	44	9.896	1:57.514
11	18.858	2:01.305	11	24.481	1:41.994	11	13.206	1:53.660	11	11.123	1:58.478	11	10.998	1:57.785
50	20.350	2:02.797	50	28.713	1:44.734	50	13.900	1:50.122	50	11.482	1:58.143	50	11.413	1:57.841

ELF Renault Clio Cup
RACE 1 - LAP CHART

Lap 6			Lap 7		
No	Behind	Laptime	No	Behind	Laptime
21		1:36.204	21		1:36.070
34	0.492	1:36.244	34	0.487	1:36.065
9	1.817	1:36.645	9	1.759	1:36.012
6	2.153	1:36.859	6	2.191	1:36.108
5	2.864	1:37.293	5	3.083	1:36.289
77	3.157	1:37.055	77	3.941	1:36.854
27	4.089	1:37.488	26	5.736	1:37.205
26	4.601	1:37.122	27	5.837	1:37.818
33	5.345	1:37.362	33	6.730	1:37.455
23	6.083	1:37.382	23	7.513	1:37.500
19	8.059	1:38.905	19	9.938	1:37.949
17	8.593	1:38.540	17	10.387	1:37.864
46	8.976	1:38.161	36	11.911	1:38.546
36	9.435	1:38.054	46	12.445	1:39.539
10	11.380	1:38.944	10	12.582	1:37.272
44	11.925	1:38.233	44	13.167	1:37.312
11	16.861	1:42.067	11	22.418	1:41.627
50	20.968	1:45.759	50	33.059	1:48.161

ELF Renault Clio Cup

RACE 1 - POSITION CHART

No	Name	Laps Pos	1	2	3	4	5	6	7
			21	HODGETTS	1	21	21	21	21
34	BYFORD	2	34	34	34	34	34	34	34
9	FILDES	3	9	9	9	9	9	9	9
6	WINROW	4	6	6	6	6	6	6	6
5	HOUSE	5	5	5	5	5	5	5	5
77	JORDAN	6	77	77	77	77	77	77	77
27	EAGLING	7	27	27	27	27	27	27	26
26	BENHAM	8	26	26	26	26	26	26	27
33	SMITH	9	33	33	33	33	33	33	33
23	PANAYIOTOU	10	23	23	23	23	23	23	23
19	SCRAGG	11	19	19	19	19	19	19	19
17	SHEPHERD	12	17	17	17	17	17	17	17
46	GAFFNEY	13	46	46	46	46	46	46	36
36	LAW	14	36	36	36	36	36	36	46
10	BUTLER	15	10	10	10	10	10	10	10
22	BRADLEY	16	22	22	22	22	22	22	44
44	CLELAND	17	44	44	44	44	44	11	11
11	JOHNSTON	18	11	11	11	11	11	50	50
50	COLLISON	19	50	50	50	50	50		

ELF Renault Clio Cup

RACE 2 - CLASSIFICATION

POS	NO	CL	NAME	NAT	ENTRY	LAPS	TIME	GAP	DIFF	MPH	BEST	ON
1	14		Ed PEAD	GBR	Mardi Gras Motorsport	7	12:15.842			76.23	1:36.532	6
2	24		Michael DOYLE	GBR	In Tune with Robertshaw Racing	7	12:16.132	0.290	0.290	76.20	1:36.294	6
3	25		Robert LAWSON	GBR	JHR Development	7	12:17.193	1.351	1.061	76.09	1:36.504	6
4	2		Jim EDWARDS Jnr	GBR	Kangaroo Int/SMC Renault/JHR	7	12:22.056	6.214	4.863	75.59	1:37.636	6
5	18		Mark SPELLER	GBR	Full Speed Racing	7	12:22.342	6.500	0.286	75.56	1:37.772	6
6	38		Steve WOOD	GBR	JHR Developments	7	12:22.953	7.111	0.611	75.50	1:37.722	7
7	8		Alex MACDOWALL	GBR	Total Control Racing	7	12:23.324	7.482	0.371	75.46	1:37.598	7
8	3		Andrew HERRON	GBR	JHR Developments	7	12:23.887	8.045	0.563	75.40	1:37.432	6
9	66		Andrew BENTLEY	GBR	Double Six Racing	7	12:24.504	8.662	0.617	75.34	1:37.538	5
10	32		Alan TAYLOR	GBR	Robertshaw Racing	7	12:25.496	9.654	0.992	75.24	1:37.312	5
11	15		Chris RICE	GBR	Mardi Gras Motorsport	7	12:27.576	11.734	2.080	75.03	1:37.546	6
12	1		James WILLIAMS	GBR	Total Control Racing	7	12:28.229	12.387	0.653	74.97	1:37.760	6
13	49		Chris DYMOND	GBR	Robertshaw Racing	7	12:28.231	12.389	0.002	74.97	1:36.677	5
14	13		Guy PARR	GBR	Glenn Eagling Motorsport	7	12:33.351	17.509	5.120	74.46	1:38.819	6
15	16		Jonathan SHEPHERD	GBR	Amery Motorsport	7	12:33.647	17.805	0.296	74.43	1:38.589	7
16	88		Finlay CROCKER	GBR	Cleland Motorsport	7	12:34.230	18.388	0.583	74.37	1:38.540	7
17	28		Robert BROWN	GBR	Momo UK	7	12:34.472	18.630	0.242	74.35	1:38.380	7
NOT CLASSIFIED												
<i>DNF</i>	29		Alex OSBORNE	GBR	APO Motorsport	3	5:50.823	4 laps	4 laps	68.52	1:47.841	1
<i>DNF</i>	4		Niki LANIK	AUT	Youth for Human Rights with SVE	0						
<i>DNF</i>	55		Mel HEALEY	GBR	Team Pyro	0						
FASTEST LAP												
	24		Michael DOYLE	GBR	In Tune with Robertshaw Racing	6	1:36.294			83.22 mph	133.92 kph	

Weather / Track : Bright / Dry

These results are provisional until the conclusion of any judicial and technical matters.

Oulton
Circuit Length = 2.2260 miles
Start: 16:12 End: 16:26

Clerk of Course :	Timekeeper :
-------------------	--------------

ELF Renault Clio Cup

RACE 2 - SECTOR ANALYSIS

1	James WILLIAMS						Total Control Racing								
1	104.0	38.934	88.8	32.557	96.7	1:51.272	5	28.905	103.9	36.761	91.2	32.375	95.9	1:38.041	
2	41.588	81.3	44.713	77.1	40.706	67.3	2:07.007	6	28.799	104.5	36.656	91.6	32.305	96.4	1:37.760
3	37.903	71.9	44.573	74.8	34.203	96.4	1:56.679	7	29.019	102.5	37.228	91.2	32.741	93.3	1:38.988
4	29.507	104.2	36.772	90.9	32.203	96.7	1:38.482	8							
2	Jim EDWARDS Jnr						Kangaroo Int/SMC Renault/JHR								
1	104.5	36.915	90.8	32.231	91.2	1:44.837	5	29.832	104.5	36.999	90.4	32.067	96.7	1:38.898	
2	39.219	65.9	45.939	65.6	42.356	69.4	2:07.514	6	28.440	104.9	36.978	90.9	32.218	95.7	1:37.636
3	37.265	73.5	43.166	74.5	36.194	95.5	1:56.625	7	28.699	105.0	37.386	91.2	32.158	95.3	1:38.243
4	29.251	101.8	37.172	90.3	31.880	96.0	1:38.303	8							
3	Andrew HERRON						JHR Developments								
1	104.0	38.688	90.2	32.307	97.1	1:49.258	5	28.541	106.4	38.111	91.7	31.862	97.7	1:38.514	
2	39.227	64.2	45.417	78.4	42.252	59.3	2:06.896	6	28.390	106.0	36.755	91.6	32.287	94.8	1:37.432
3	36.856	78.5	42.624	69.3	35.619	97.3	1:55.099	7	28.190	107.5	38.119	90.2	31.927	97.7	1:38.236
4	28.930	104.7	37.068	91.8	32.454	95.9	1:38.452	8							
8	Alex MACDOWALL						Total Control Racing								
1	104.0	38.059	90.2	32.122	96.0	1:48.674	5	28.889	105.0	37.351	90.9	31.884	96.4	1:38.124	
2	39.353	65.5	45.546	80.5	42.129	60.6	2:07.028	6	28.354	104.9	36.909	91.7	32.584	94.4	1:37.847
3	36.685	76.9	42.959	70.4	35.654	96.1	1:55.298	7	28.771	104.7	37.042	91.4	31.785	96.6	1:37.598
4	28.922	104.4	36.978	91.2	32.855	93.1	1:38.755	8							
13	Guy PARR						Glenn Eagling Motorsport								
1	98.1	38.148	87.5	32.935	96.0	1:51.862	5	28.736	104.9	37.333	90.0	33.296	93.9	1:39.365	
2	41.799	80.2	44.549	84.5	40.668	65.9	2:07.016	6	28.597	105.5	37.224	90.2	32.998	94.1	1:38.819
3	37.892	76.3	44.581	71.9	34.970	95.3	1:57.443	7	28.764	105.7	37.356	90.1	32.845	94.0	1:38.965
4	29.003	105.0	37.278	90.1	33.600	95.9	1:39.881	8							
14	Ed PEAD						Mardi Gras Motorsport								
1	103.7	37.083	90.0	32.303	94.8	1:44.265	5	28.157	104.9	36.549	90.6	32.000	95.6	1:36.706	
2	38.745	70.6	45.824	71.8	42.448	68.5	2:07.017	6	28.075	105.0	36.399	90.8	32.058	95.6	1:36.532
3	37.009	83.5	42.885	77.9	37.304	95.7	1:57.198	7	28.151	105.0	36.589	90.6	32.238	95.2	1:36.978
4	28.581	104.5	36.432	90.8	32.133	95.2	1:37.146	8							
15	Chris RICE						Mardi Gras Motorsport								
1	104.0	38.711	80.8	33.299	96.4	1:50.105	5	28.877	105.0	37.048	91.8	32.098	96.7	1:38.023	
2	39.260	67.6	45.149	77.2	42.222	61.6	2:06.631	6	28.639	106.2	37.035	91.6	31.872	96.8	1:37.546
3	37.283	73.1	41.959	68.9	35.941	97.0	1:55.183	7	30.818	75.8	37.968	90.7	32.358	95.3	1:41.144
4	29.373	104.2	37.337	91.4	32.234	96.1	1:38.944	8							
16	Jonathan SHEPHERD						Amery Motorsport								
1	103.4	37.862	90.7	32.834	95.3	1:59.195	5	28.597	106.5	37.329	91.1	33.027	95.7	1:38.953	
2	36.975	74.9	44.572	83.3	40.220	65.8	2:01.767	6	28.753	105.2	37.662	90.3	32.608	95.6	1:39.023
3	38.132	82.5	44.055	71.9	34.432	95.9	1:56.619	7	28.555	104.4	37.514	91.6	32.520	95.6	1:38.589
4	29.014	105.7	37.796	90.1	32.691	96.4	1:39.501	8							
18	Mark SPELLER						Full Speed Racing								
1	103.7	37.569	90.0	32.692	94.9	1:47.272	5	28.897	103.4	36.835	90.8	32.175	95.6	1:37.907	
2	38.831	59.3	45.520	66.8	42.690	70.4	2:07.041	6	28.480	104.4	36.962	90.7	32.330	96.3	1:37.772
3	36.915	73.1	43.105	70.1	35.748	95.6	1:55.768	7	28.744	105.8	37.972	91.4	31.981	96.3	1:38.697
4	28.548	102.3	37.324	90.6	32.013	95.5	1:37.885	8							
24	Michael DOYLE						In Tune with Robertshaw Racing								
1	103.1	36.991	92.1	32.321	94.3	1:44.695	5	28.091	105.4	36.707	91.9	31.836	96.8	1:36.634	
2	38.907	68.5	45.856	71.3	42.274	64.9	2:07.037	6	27.926	106.4	36.671	92.1	31.697	97.1	1:36.294
3	37.012	80.3	43.129	76.0	36.798	97.4	1:56.939	7	28.043	106.4	36.706	92.4	32.103	96.7	1:36.852
4	29.095	103.9	36.791	91.8	31.795	96.6	1:37.681	8							
25	Robert LAWSON						JHR Development								
1	104.7	37.181	91.6	32.170	96.4	1:45.214	5	28.267	105.7	36.573	91.6	32.035	97.3	1:36.875	

Oulton
Circuit Length = 2.2260 miles
Start: 16:12 End: 16:26

Weather / Track : Bright / Dry

ELF Renault Clio Cup

RACE 2 - SECTOR ANALYSIS

2	39.447	64.3	45.842	64.4	42.430	68.5	2:07.719	6	28.133	106.2	36.323	91.7	32.048	97.1	1:36.504
3	37.357	70.4	42.883	74.2	36.108	97.5	1:56.348	7	28.310	106.0	36.430	91.4	32.243	96.0	1:36.983
4	28.708	104.7	36.991	91.7	31.851	97.0	1:37.550	8							
28	Robert BROWN				Momo UK										
1		89.5	39.774	88.5	33.740	75.5	2:20.078	5	28.968	104.0	37.676	90.1	32.401	96.0	1:39.045
2	34.123	98.5	39.180	88.2	33.987	93.7	1:47.290	6	29.062	104.7	37.494	90.4	32.779	95.9	1:39.335
3	32.961	75.8	43.244	73.3	34.522	96.6	1:50.727	7	28.681	105.0	37.454	91.1	32.245	95.9	1:38.380
4	29.164	103.7	38.074	90.7	32.379	96.1	1:39.617	8							
29	Alex OSBORNE				APO Motorsport										
1		99.4	37.884	90.7	32.628	88.5	1:47.841	3	36.518	74.6	43.206	70.7	35.817	96.6	1:55.541
2	39.233	64.0	45.864	80.4	42.344	61.0	2:07.441	4							
32	Alan TAYLOR				Robertshaw Racing										
1	Out	102.6	38.316	88.4	33.271	96.6	1:50.814	5	28.252	105.5	36.872	90.7	32.188	96.8	1:37.312
2	41.128	70.6	45.070	67.4	40.599	65.8	2:06.797	6	28.397	105.7	37.255	91.6	31.895	96.7	1:37.547
3	37.948	74.7	44.743	74.4	34.189	95.6	1:56.880	7	28.503	104.7	37.364	88.5	32.362	96.8	1:38.229
4	28.929	103.9	36.867	90.6	32.121	96.8	1:37.917	8							
38	Steve WOOD				JHR Developments										
1		101.8	37.356	90.9	32.545	96.7	1:46.929	5	28.794	106.9	36.975	91.6	32.147	97.5	1:37.916
2	38.683	63.4	45.607	66.8	42.515	73.3	2:06.805	6	28.170	106.5	37.266	92.1	32.549	97.0	1:37.985
3	37.057	70.9	43.231	70.8	35.763	97.8	1:56.051	7	28.178	106.9	37.244	91.1	32.300	97.4	1:37.722
4	28.654	97.3	37.877	90.4	33.014	96.0	1:39.545	8							
49	Chris DYMOND				Robertshaw Racing										
1		103.6	37.460	89.7	32.242	94.9	1:57.472	5	28.404	105.8	36.528	91.2	31.745	97.4	1:36.677
2	37.968	77.8	44.612	76.1	40.344	63.1	2:02.924	6	28.170	107.2	37.086	91.6	32.091	97.1	1:37.347 P
3	38.077	86.4	44.079	70.7	34.335	97.7	1:56.491	7	28.814	103.2	37.621	90.6	32.274	95.3	1:38.709
4	29.133	105.5	36.769	91.1	32.709	97.0	1:38.611	8							
66	Andrew BENTLEY				Double Six Racing										
1		105.0	38.273	90.6	32.402	95.9	1:50.578	5	28.585	104.9	36.992	92.3	31.961	97.1	1:37.538
2	40.898	73.9	44.836	68.6	40.817	64.8	2:06.551	6	28.394	105.0	37.275	92.3	31.930	97.0	1:37.599
3	37.717	77.0	44.937	79.3	33.876	96.1	1:56.530	7	28.400	105.2	37.048	91.3	32.232	95.7	1:37.680
4	29.178	102.6	36.757	92.2	32.093	97.0	1:38.028	8							
88	Finlay CROCKER				Cleland Motorsport										
1		101.5	37.832	85.6	33.237	94.8	1:52.297	5	28.905	104.7	36.963	90.4	33.375	95.2	1:39.243
2	41.687	76.6	44.524	81.8	40.886	60.5	2:07.097	6	29.487	103.1	37.812	90.2	32.533	95.2	1:39.832
3	37.802	75.7	44.619	72.2	34.812	96.0	1:57.233	7	28.701	105.2	37.530	89.2	32.309	95.9	1:38.540
4	29.876	101.8	37.465	90.1	32.647	95.9	1:39.988	8							

ELF Renault Clio Cup
RACE 2 - SPEED TRAPS

SECTOR 1				SECTOR 2			FINISH LINE			
POS	NO	NAME	MPH	NO	NAME	MPH	NO	NAME	MPH	
1	3	Andrew HERRON	107.5	24	Michael DOYLE	92.4	38	Steve WOOD	97.8	
2	49	Chris DYMOND	107.2	66	Andrew BENTLEY	92.3	3	Andrew HERRON	97.7	
3	38	Steve WOOD	106.9	38	Steve WOOD	92.1	49	Chris DYMOND	97.7	
4	16	Jonathan SHEPHERD	106.5	3	Andrew HERRON	91.8	25	Robert LAWSON	97.5	
5	24	Michael DOYLE	106.4	15	Chris RICE	91.8	24	Michael DOYLE	97.4	
6	15	Chris RICE	106.2	8	Alex MACDOWALL	91.7	66	Andrew BENTLEY	97.1	
7	25	Robert LAWSON	106.2	25	Robert LAWSON	91.7	15	Chris RICE	97.0	
8	18	Mark SPELLER	105.8	1	James WILLIAMS	91.6	32	Alan TAYLOR	96.8	
9	13	Guy PARR	105.7	16	Jonathan SHEPHERD	91.6	1	James WILLIAMS	96.7	
10	32	Alan TAYLOR	105.7	32	Alan TAYLOR	91.6	2	Jim EDWARDS Jnr	96.7	
11	66	Andrew BENTLEY	105.2	49	Chris DYMOND	91.6	8	Alex MACDOWALL	96.6	
12	88	Finlay CROCKER	105.2	18	Mark SPELLER	91.4	28	Robert BROWN	96.6	
13	2	Jim EDWARDS Jnr	105.0	2	Jim EDWARDS Jnr	91.2	29	Alex OSBORNE	96.6	
14	8	Alex MACDOWALL	105.0	28	Robert BROWN	91.1	16	Jonathan SHEPHERD	96.4	
15	14	Ed PEAD	105.0	14	Ed PEAD	90.8	18	Mark SPELLER	96.3	
16	28	Robert BROWN	105.0	29	Alex OSBORNE	90.7	13	Guy PARR	96.0	
17	1	James WILLIAMS	104.5	88	Finlay CROCKER	90.4	88	Finlay CROCKER	96.0	
18	29	Alex OSBORNE	99.4	13	Guy PARR	90.2	14	Ed PEAD	95.7	

Weather / Track : Bright / Dry

www.msttiming.com

Oulton
 Circuit Length = 2.2260 miles
 Start: 16:12 End: 16:26

Printed - 16.27 Saturday, 23 June 2007

ELF Renault Clio Cup

RACE 2 - BEST SECTOR TIMES

SECTOR 1			SECTOR 2			SECTOR 3			IDEAL / BEST COMPARISON						
POS	NO	NAME	TIME	NO	NAME	TIME	NO	NAME	TIME	POS	NO	NAME	IDEAL	BEST	DIFF
1	24	DOYLE	27.926	25	LAWSON	36.323	24	DOYLE	31.697	1	24	DOYLE	1:36.294	1:36.294	0.000
2	14	PEAD	28.075	14	PEAD	36.399	49	DYMOND	31.745	2	25	LAWSON	1:36.307	1:36.504	0.197
3	25	LAWSON	28.133	49	DYMOND	36.528	8	MACDOWALL	31.785	3	49	DYMOND	1:36.443	1:36.677	0.234
4	38	WOOD	28.170	1	WILLIAMS	36.656	25	LAWSON	31.851	4	14	PEAD	1:36.474	1:36.532	0.058
5	49	DYMOND	28.170	24	DOYLE	36.671	3	HERRON	31.862	5	3	HERRON	1:36.807	1:37.432	0.625
6	3	HERRON	28.190	3	HERRON	36.755	15	RICE	31.872	6	32	TAYLOR	1:37.014	1:37.312	0.298
7	32	TAYLOR	28.252	66	BENTLEY	36.757	2	EDWARDS Jnr	31.880	7	8	MACDOWALL	1:37.048	1:37.598	0.550
8	8	MACDOWALL	28.354	18	SPELLER	36.835	32	TAYLOR	31.895	8	66	BENTLEY	1:37.081	1:37.538	0.457
9	66	BENTLEY	28.394	32	TAYLOR	36.867	66	BENTLEY	31.930	9	2	EDWARDS Jnr	1:37.235	1:37.636	0.401
10	2	EDWARDS Jnr	28.440	8	MACDOWALL	36.909	18	SPELLER	31.981	10	38	WOOD	1:37.292	1:37.722	0.430
11	18	SPELLER	28.480	2	EDWARDS Jnr	36.915	14	PEAD	32.000	11	18	SPELLER	1:37.296	1:37.772	0.476
12	16	SHEPHERD	28.555	88	CROCKER	36.963	38	WOOD	32.147	12	15	RICE	1:37.546	1:37.546	0.000
13	13	PARR	28.597	38	WOOD	36.975	1	WILLIAMS	32.203	13	1	WILLIAMS	1:37.658	1:37.760	0.102
14	15	RICE	28.639	15	RICE	37.035	28	BROWN	32.245	14	88	CROCKER	1:37.973	1:38.540	0.567
15	28	BROWN	28.681	13	PARR	37.224	88	CROCKER	32.309	15	28	BROWN	1:38.380	1:38.380	0.000
16	88	CROCKER	28.701	16	SHEPHERD	37.329	16	SHEPHERD	32.520	16	16	SHEPHERD	1:38.404	1:38.589	0.185
17	1	WILLIAMS	28.799	28	BROWN	37.454	29	OSBORNE	32.628	17	13	PARR	1:38.666	1:38.819	0.153
18	29	OSBORNE	36.518	29	OSBORNE	37.884	13	PARR	32.845	18	29	OSBORNE	1:47.030	1:47.841	0.811
												Perfect Lap	1:35.946		

ELF Renault Clio Cup
RACE 2 - LAP CHART

Lap 1			Lap 2			Lap 3			Lap 4			Lap 5		
No	Behind	Laptime	No	Behind	Laptime	No	Behind	Laptime	No	Behind	Laptime	No	Behind	Laptime
14		1:44.265	14		2:07.017	14		1:57.198	14		1:37.146	14		1:36.706
24	0.430	1:44.695	24	0.450	2:07.037	24	0.191	1:56.939	24	0.726	1:37.681	24	0.654	1:36.634
2	0.572	1:44.837	2	1.069	2:07.514	2	0.496	1:56.625	25	1.205	1:37.550	25	1.374	1:36.875
25	0.949	1:45.214	25	1.651	2:07.719	25	0.801	1:56.348	2	1.653	1:38.303	18	3.541	1:37.907
38	2.664	1:46.929	38	2.452	2:06.805	38	1.305	1:56.051	18	2.340	1:37.885	2	3.845	1:38.898
18	3.007	1:47.272	18	3.031	2:07.041	18	1.601	1:55.768	38	3.704	1:39.545	38	4.914	1:37.916
29	3.576	1:47.841	29	4.000	2:07.441	29	2.343	1:55.541	3	4.079	1:38.452	8	5.547	1:38.124
8	4.409	1:48.674	8	4.420	2:07.028	8	2.520	1:55.298	8	4.129	1:38.755	3	5.887	1:38.514
3	4.993	1:49.258	3	4.872	2:06.896	3	2.773	1:55.099	15	5.237	1:38.944	15	6.554	1:38.023
15	5.840	1:50.105	15	5.454	2:06.631	15	3.439	1:55.183	66	6.061	1:38.028	66	6.893	1:37.538
66	6.313	1:50.578	66	5.847	2:06.551	66	5.179	1:56.530	32	6.782	1:37.917	32	7.388	1:37.312
32	6.549	1:50.814	32	6.329	2:06.797	32	6.011	1:56.880	1	7.814	1:38.482	1	9.149	1:38.041
1	7.007	1:51.272	1	6.997	2:07.007	1	6.478	1:56.679	49	9.872	1:38.611	49	9.843	1:36.677
13	7.597	1:51.862	13	7.596	2:07.016	13	7.841	1:57.443	13	10.576	1:39.881	13	13.235	1:39.365
88	8.032	1:52.297	88	8.112	2:07.097	88	8.147	1:57.233	88	10.989	1:39.988	88	13.526	1:39.243
49	13.207	1:57.472	49	9.114	2:02.924	49	8.407	1:56.491	16	11.456	1:39.501	16	13.703	1:38.953
16	14.930	1:59.195	16	9.680	2:01.767	16	9.101	1:56.619	28	12.086	1:39.617	28	14.425	1:39.045
28	35.813	2:20.078	28	16.086	1:47.290	28	9.615	1:50.727						

**ELF Renault Clio Cup
RACE 2 - LAP CHART**

Lap 6			Lap 7		
No	Behind	Laptime	No	Behind	Laptime
14		1:36.532	14		1:36.978
24	0.416	1:36.294	24	0.290	1:36.852
25	1.346	1:36.504	25	1.351	1:36.983
18	4.781	1:37.772	2	6.214	1:38.243
2	4.949	1:37.636	18	6.500	1:38.697
38	6.367	1:37.985	38	7.111	1:37.722
3	6.787	1:37.432	8	7.482	1:37.598
8	6.862	1:37.847	3	8.045	1:38.236
15	7.568	1:37.546	66	8.662	1:37.680
66	7.960	1:37.599	32	9.654	1:38.229
32	8.403	1:37.547	15	11.734	1:41.144
1	10.377	1:37.760	1	12.387	1:38.988
49	10.658	1:37.347	49	12.389	1:38.709
13	15.522	1:38.819	13	17.509	1:38.965
16	16.194	1:39.023	16	17.805	1:38.589
88	16.826	1:39.832	88	18.388	1:38.540
28	17.228	1:39.335	28	18.630	1:38.380


ELF Renault Clio Cup

RACE 2 - POSITION CHART

No	Name	Laps Pos	1	2	3	4	5	6	7
			14	PEAD	1	14	14	14	14
24	DOYLE	2	24	24	24	24	24	24	24
2	EDWARDS Jnr	3	2	2	2	25	25	25	25
25	LAWSON	4	25	25	25	2	18	18	2
38	WOOD	5	38	38	38	18	2	2	18
18	SPELLER	6	18	18	18	38	38	38	38
29	OSBORNE	7	29	29	29	3	8	3	8
8	MACDOWALL	8	8	8	8	8	3	8	3
3	HERRON	9	3	3	3	15	15	15	66
15	RICE	10	15	15	15	66	66	66	32
66	BENTLEY	11	66	66	66	32	32	32	15
32	TAYLOR	12	32	32	32	1	1	1	1
1	WILLIAMS	13	1	1	1	49	49	49	49
13	PARR	14	13	13	13	13	13	13	13
88	CROCKER	15	88	88	88	88	88	16	16
49	DYMOND	16	49	49	49	16	16	88	88
16	SHEPHERD	17	16	16	16	28	28	28	28
28	BROWN	18	28	28	28				

ELF Renault Clio Cup

ROUND 5 - GRID

ROW 16	44	Jamie CLELAND	88	Finlay CROCKER
ROW 15	10	Ciaran BUTLER	16	Jonathan SHEPHERD
ROW 14	46	Robert GAFFNEY	13	Guy PARR
ROW 13	36	Chris LAW	49	Chris DYMOND
ROW 12	17	David SHEPHERD	1	James WILLIAMS
ROW 11	19	Ant SCRAGG	15	Chris RICE
ROW 10	23	Chris PANAYIOTOU	32	Alan TAYLOR
ROW 9	33	Aron SMITH	66	Andrew BENTLEY
ROW 8	27	Dan EAGLING	3	Andrew HERRON
ROW 7	26	Barry BENHAM	8	Alex MACDOWALL
ROW 6	77	Andrew JORDAN	38	Steve WOOD
ROW 5	5	Philip HOUSE	18	Mark SPELLER
ROW 4	6	Ben WINROW	2	Jim EDWARDS Jnr
ROW 3	9	Jonathan FILDES	25	Robert LAWSON
ROW 2	34	Martin BYFORD	24	Michael DOYLE
ROW 1	21	Stefan HODGETTS	14	Ed PEAD
Pole				
				

Weather / Track : Cloudy / Dry

Oulton
Circuit Length = 2.2260 miles

Clerk of Course :		Timekeeper :
-------------------	--	--------------

ELF Renault Clio Cup

ROUND 5 - CLASSIFICATION

POS	NO	CL	NAME	NAT	ENTRY	LAPS	TIME	GAP	DIFF	MPH	BEST	ON
1	21		Stefan HODGETTS	GBR	Momo UK	9	19:36.725			61.29	1:41.383	7
2	34		Martin BYFORD	GBR	Z Speed Racing	9	19:38.262	1.537	1.537	61.21	1:41.950	8
3	14		Ed PEAD	GBR	Mardi Gras Motorsport	9	19:38.830	2.105	0.568	61.18	1:41.846	7
4	6		Ben WINROW	GBR	Total Control. Racing	9	19:40.634	3.909	1.804	61.08	1:41.661	9
5	24		Michael DOYLE	GBR	In Tune with Robertshaw Racing	9	19:41.220	4.495	0.586	61.05	1:41.769	7
6	9		Jonathan FILDES	IRL	Total Control Racing	9	19:42.384	5.659	1.164	60.99	1:41.921	7
7	25		Robert LAWSON	GBR	JHR Development	9	19:43.089	6.364	0.705	60.96	1:42.338	7
8	5		Philip HOUSE	GBR	PH Motorsport	9	19:43.469	6.744	0.380	60.94	1:41.527	7
9	77		Andrew JORDAN	GBR	Team Eurotech-John Guest Speedfit	9	19:43.868	7.143	0.399	60.92	1:42.607	7
10	66		Andrew BENTLEY	GBR	Double Six Racing	9	19:44.199	7.474	0.331	60.90	1:40.371	9
11	2		Jim EDWARDS Jnr	GBR	Kangaroo Int/SMC Renault/JHR	9	19:44.636	7.911	0.437	60.88	1:42.882	9
12	18		Mark SPELLER	GBR	Full Speed Racing	9	19:44.959	8.234	0.323	60.86	1:42.826	7
13	23		Chris PANAYIOTOU	GBR	Full Speed Racing	9	19:45.939	9.214	0.980	60.81	1:42.229	9
14	8		Alex MACDOWALL	GBR	Total Control Racing	9	19:50.715	13.990	4.776	60.57	1:43.639	9
15	27		Dan EAGLING	GBR	Glenn Eagling Motorsport	9	19:50.882	14.157	0.167	60.56	1:43.449	8
16	26		Barry BENHAM	GBR	Team TWC	9	19:52.543	15.818	1.661	60.47	1:44.419	7
17	33		Aron SMITH	IRL	Mardi Gras Motorsport	9	19:52.753	16.028	0.210	60.46	1:43.729	8
18	19		Ant SCRAGG	GBR	Full Speed Racing	9	19:53.409	16.684	0.656	60.43	1:43.122	7
19	3		Andrew HERRON	GBR	JHR Developments	9	19:53.700	16.975	0.291	60.41	1:43.577	8
20	15		Chris RICE	GBR	Mardi Gras Motorsport	9	19:54.114	17.389	0.414	60.39	1:42.736	8
21	16		Jonathan SHEPHERD	GBR	Amery Motorsport	9	19:54.683	17.958	0.569	60.36	1:42.909	9
22	36		Chris LAW	GBR	Team Pyro	9	19:58.286	21.561	3.603	60.18	1:43.381	8
23	1		James WILLIAMS	GBR	Total Control Racing	9	19:58.551	21.826	0.265	60.17	1:43.525	7
24	44		Jamie CLELAND	GBR	Cleland Motorsport	9	20:02.724	25.999	4.173	59.96	1:41.679	9
25	49		Chris DYMOND	GBR	Robertshaw Racing	9	20:07.440	30.715	4.716	59.73	1:43.717	9
26	13		Guy PARR	GBR	Glenn Eagling Motorsport	9	20:09.133	32.408	1.693	59.64	1:45.507	9
27	46		Robert GAFFNEY	GBR	EPS UK with IDL Racing Services	9	20:10.003	33.278	0.870	59.60	1:45.178	9
28	88		Finlay CROCKER	GBR	Cleland Motorsport	9	20:10.890	34.165	0.887	59.56	1:45.321	8
29	38		Steve WOOD	GBR	JHR Developments	9	20:13.093	36.368	2.203	59.45	1:44.855	8

NOT CLASSIFIED

<i>DNF</i>	17		David SHEPHERD	GBR	Amery Motorsport	7	16:48.329	2 laps	2 laps	55.63	1:58.201	7
<i>DNF</i>	10		Ciaran BUTLER	GBR	Full Speed Racing	6	14:48.988	3 laps	1 lap	54.08	2:00.956	1
<i>DNF</i>	32		Alan TAYLOR	GBR	Robertshaw Racing	0						

FASTEST LAP

66	Andrew BENTLEY	GBR	Double Six Racing	9	1:40.371	79.83 mph	128.48 kph
----	-----------------------	-----	-------------------	---	----------	-----------	------------

Weather / Track : Cloudy / Damp

These results are provisional until the conclusion of any judicial and technical matters.

Oulton
Circuit Length = 2.2260 miles
Start: 15:32 End: 15:53

Clerk of Course :		Timekeeper :
-------------------	--	--------------

ELF Renault Clio Cup

ROUND 5 - SECTOR ANALYSIS

1	James WILLIAMS						Total Control Racing								
1	94.1	42.231	88.5	34.283	85.9	1:59.145	6	43.625	95.6	42.479	60.9	49.422	94.1	2:15.526	
2	50.609	52.0	59.568	87.7	45.612	62.8	2:35.789	7	30.857	101.1	38.784	89.1	33.884	95.2	1:43.525
3	51.074	48.0	1:05.377	78.5	45.787	54.2	2:42.238	8	31.073	100.0	38.633	88.8	34.016	94.3	1:43.722
4	53.298	81.1	1:06.459	83.9	41.585	54.1	2:41.342	9	31.435	97.7	39.370	88.3	34.906	93.1	1:45.711
5	48.331	45.2	56.358	75.8	46.864	74.1	2:31.553	10							
2	Jim EDWARDS Jnr						Kangaroo Int/SMC Renault/JHR								
1	98.5	41.137	86.0	34.167	93.1	1:52.660	6	41.775	69.1	49.445	65.2	47.960	93.7	2:19.180	
2	42.707	55.0	58.714	63.5	49.047	64.2	2:30.468	7	30.786	102.9	38.910	89.6	33.541	94.4	1:43.237
3	47.666	50.0	1:02.517	62.4	50.301	59.8	2:40.484	8	30.072	100.3	39.907	88.8	33.844	93.7	1:43.823
4	48.080	51.6	1:02.358	72.2	48.911	60.3	2:39.349	9	30.300	102.1	38.903	88.3	33.679	94.4	1:42.882
5	46.374	53.8	58.332	76.2	47.847	61.5	2:32.553	10							
3	Andrew HERRON						JHR Developments								
1	95.5	41.677	88.9	34.995	96.0	1:56.277	6	42.844	78.3	46.381	56.8	47.745	96.0	2:16.970	
2	46.784	52.3	1:00.397	76.5	46.022	63.4	2:33.203	7	30.765	100.0	39.085	89.2	34.072	95.7	1:43.922
3	49.924	57.1	1:03.685	66.3	48.142	51.8	2:41.751	8	29.987	101.8	39.248	87.8	34.342	95.5	1:43.577
4	49.492	58.3	1:04.586	75.5	46.007	62.8	2:40.085	9	30.132	102.0	41.192	87.0	34.047	95.3	1:45.371
5	47.881	66.2	57.595	74.6	47.068	54.3	2:32.544	10							
5	Philip HOUSE						PH Motorsport								
1	99.3	40.804	87.0	34.215	93.7	1:52.934	6	41.684	71.2	48.960	73.8	47.519	95.7	2:18.163	
2	43.821	49.5	58.724	64.0	49.035	60.3	2:31.580	7	30.050	104.2	38.343	89.8	33.134	96.0	1:41.527
3	47.949	50.5	1:02.932	55.2	50.330	57.1	2:41.211	8	30.040	103.2	39.489	88.8	34.159	95.1	1:43.688
4	47.414	55.5	1:02.343	69.0	48.827	60.5	2:38.584	9	30.501	97.5	38.706	88.5	33.815	93.2	1:43.022
5	46.780	56.9	58.528	67.3	47.452	60.6	2:32.760	10							
6	Ben WINROW						Total Control. Racing								
1	102.1	41.313	86.1	33.561	94.1	1:51.993	6	41.715	69.8	49.670	64.8	47.922	95.3	2:19.307	
2	43.125	58.4	58.311	68.4	49.037	65.7	2:30.473	7	29.569	101.4	38.951	89.6	33.395	95.5	1:41.915
3	47.385	45.8	1:02.739	61.7	50.016	61.4	2:40.140	8	29.899	102.3	39.435	87.4	33.516	94.9	1:42.850
4	48.604	52.9	1:01.669	70.6	49.245	58.6	2:39.518	9	29.653	101.8	38.779	88.5	33.229	94.9	1:41.661
5	46.532	55.6	58.348	75.0	47.897	62.1	2:32.777	10							
8	Alex MACDOWALL						Total Control Racing								
1	93.3	41.124	88.8	34.355	93.1	1:53.923	6	41.848	56.9	48.968	58.3	47.388	88.5	2:18.204	
2	44.534	51.0	59.361	60.2	48.119	59.5	2:32.014	7	30.494	100.6	40.336	88.9	33.856	91.9	1:44.686
3	48.508	51.5	1:02.947	61.9	50.346	60.7	2:41.801	8	30.809	100.5	39.992	87.7	34.010	92.2	1:44.811
4	47.686	53.7	1:02.247	67.1	49.113	67.4	2:39.046	9	30.447	101.1	39.510	87.8	33.682	94.3	1:43.639
5	46.840	60.4	58.526	67.0	47.225	54.4	2:32.591	10							
9	Jonathan FILDES						Total Control Racing								
1	96.3	40.018	86.8	33.574	94.5	1:50.082	6	41.127	68.0	50.396	62.0	48.064	94.8	2:19.587	
2	42.580	64.5	57.634	60.9	50.338	58.8	2:30.552	7	29.692	103.1	38.790	89.6	33.439	95.6	1:41.921
3	46.800	53.6	1:01.696	65.9	51.077	55.3	2:39.573	8	30.448	102.8	40.628	87.6	33.893	94.5	1:44.969
4	48.604	52.9	1:00.877	58.8	49.840	65.0	2:39.321	9	30.065	102.0	38.893	88.7	33.633	94.3	1:42.591
5	46.499	58.9	57.577	71.6	49.712	61.0	2:33.788	10							
10	Ciaran BUTLER						Full Speed Racing								
1	97.4	43.099	86.1	34.561	93.9	2:00.956	4	52.808	83.7	1:08.028	75.8	40.096	60.1	2:40.932	
2	53.638	71.5	1:00.122	88.8	44.038	64.0	2:37.798	5	48.625	54.8	57.673	80.6	46.743	69.9	2:33.041
3	50.371	51.9	1:07.780	88.4	43.313	53.9	2:41.464	6	43.114	75.7	41.213	69.3	50.470	95.5	2:14.797
13	Guy PARR						Glenn Eagling Motorsport								
1	95.1	42.924	87.4	34.799	94.4	2:00.743	6	43.443	82.5	41.867	71.4	50.821	93.6	2:16.131	
2	50.598	64.2	1:01.250	86.4	43.944	64.5	2:35.792	7	30.306	101.7	39.201	88.0	37.920	89.2	1:47.427
3	51.128	50.8	1:06.103	85.4	45.019	53.8	2:42.250	8	32.272	95.1	40.481	87.6	34.790	92.1	1:47.543
4	53.125	78.0	1:07.536	69.8	44.496	84.7	2:45.157	9	31.765	95.5	39.680	87.4	34.062	93.6	1:45.507
5	44.797	46.9	57.690	85.6	46.096	68.8	2:28.583	10							

Oulton
Circuit Length = 2.2260 miles
Start: 15:32 End: 15:53

Weather / Track : Cloudy / Damp

ELF Renault Clio Cup

ROUND 5 - SECTOR ANALYSIS

14	Ed PEAD	Mardi Gras Motorsport													
1	97.4	39.421	87.3	33.706	92.7	1:49.306	6	42.283	62.8	50.387	58.9	48.187	95.2	2:20.857	
2	41.577	62.8	57.555	57.1	50.248	57.8	2:29.380	7	30.082	102.0	38.501	88.2	33.263	94.8	1:41.846
3	47.091	52.7	1:00.526	56.9	52.531	50.8	2:40.148	8	29.868	101.7	38.833	87.8	33.460	94.3	1:42.161
4	48.604	56.3	1:00.314	56.6	49.950	57.6	2:38.868	9	30.034	100.3	39.352	87.6	33.515	94.1	1:42.901
5	46.327	61.0	56.488	74.6	50.548	62.1	2:33.363	10							
15	Chris RICE	Mardi Gras Motorsport													
1	91.8	42.176	89.4	34.838	88.1	1:58.751	6	42.790	76.9	44.422	61.0	49.304	94.8	2:16.516	
2	49.995	48.1	59.434	86.3	46.161	63.0	2:35.590	7	30.329	100.2	39.058	89.1	33.783	95.1	1:43.170
3	50.694	45.3	1:04.158	67.9	46.656	54.7	2:41.508	8	29.958	101.5	39.180	88.9	33.598	94.4	1:42.736
4	51.795	75.6	1:04.385	74.2	44.465	59.8	2:40.645	9	29.856	101.8	39.102	89.0	34.107	94.7	1:43.065
5	49.182	49.5	56.941	68.1	46.010	69.7	2:32.133	10							
16	Jonathan SHEPHERD	Amery Motorsport													
1	97.4	41.445	88.2	34.680	81.4	1:58.273	6	42.938	75.6	44.459	61.5	49.106	95.1	2:16.503	
2	49.632	51.5	59.442	78.8	46.469	68.2	2:35.543	7	30.511	98.3	39.175	89.8	33.705	95.6	1:43.391
3	50.641	45.4	1:04.161	65.9	45.954	55.6	2:40.756	8	30.910	101.2	39.345	89.1	33.882	95.1	1:44.137
4	51.439	57.7	1:05.276	70.2	43.917	62.8	2:40.632	9	30.032	100.8	39.045	88.9	33.832	95.7	1:42.909
5	49.138	57.0	57.618	68.5	45.783	66.2	2:32.539	10							
17	David SHEPHERD	Amery Motorsport													
1	92.8	46.045	80.6	35.250	94.7	2:04.828	5	45.797	52.6	57.865	81.7	46.385	68.1	2:30.047	
2	50.113	68.3	1:01.539	87.8	42.727	60.7	2:34.379	6	43.339	70.1	41.478	74.6	50.798	95.9	2:15.615
3	50.354	51.5	1:09.365	87.8	41.775	50.6	2:41.494	7	30.189	103.6	39.031	89.1	48.981	53.2	1:58.201
4	52.928	85.1	1:10.068	87.4	40.769	83.8	2:43.765	8							
18	Mark SPELLER	Full Speed Racing													
1	94.8	40.653	87.6	34.346	84.9	1:53.718	6	41.824	63.2	48.892	66.6	46.896	94.5	2:17.612	
2	44.211	54.4	59.034	65.6	48.487	57.6	2:31.732	7	30.127	102.5	39.314	89.1	33.385	95.7	1:42.826
3	48.277	51.2	1:02.716	58.5	50.484	55.8	2:41.477	8	29.799	102.8	39.439	89.5	33.734	94.5	1:42.972
4	47.537	53.3	1:02.106	67.0	49.247	58.6	2:38.890	9	30.512	102.5	39.019	88.1	33.478	94.9	1:43.009
5	46.505	58.1	58.739	65.0	47.479	58.5	2:32.723	10							
19	Ant SCRAGG	Full Speed Racing													
1	95.2	41.611	87.6	34.394	92.6	1:57.013	6	42.836	75.3	45.187	57.7	48.563	92.7	2:16.586	
2	48.512	58.2	1:00.370	73.9	45.968	73.0	2:34.850	7	30.356	101.4	39.099	89.0	33.667	94.4	1:43.122
3	51.081	46.4	1:04.014	71.1	46.458	48.3	2:41.553	8	30.028	102.8	39.116	88.8	34.429	93.3	1:43.573
4	50.684	59.8	1:05.583	74.7	44.102	66.0	2:40.369	9	29.981	102.8	40.175	88.3	33.986	93.7	1:44.142
5	47.950	57.6	58.390	77.5	45.861	71.5	2:32.201	10							
21	Stefan HODGETTS	Momo UK													
1	99.9	39.446	86.3	33.789	94.3	1:48.703	6	41.950	60.7	51.131	55.7	48.170	95.5	2:21.251	
2	40.810	68.3	57.871	55.0	50.609	59.3	2:29.290	7	29.766	102.0	38.262	88.1	33.355	94.8	1:41.383
3	46.046	59.3	1:01.066	53.0	52.745	56.6	2:39.857	8	29.725	101.8	38.323	88.5	33.485	95.2	1:41.533
4	47.515	52.1	1:00.904	63.9	50.523	58.6	2:38.942	9	29.817	101.8	38.652	88.5	34.028	94.0	1:42.497
5	45.900	58.3	56.453	49.8	50.916	60.9	2:33.269	10							
23	Chris PANAYIOTOU	Full Speed Racing													
1	99.9	40.998	85.5	34.413	94.5	1:55.024	6	41.932	59.6	48.790	56.9	46.468	93.3	2:17.190	
2	44.624	51.4	59.878	56.6	47.898	56.7	2:32.400	7	30.502	101.8	39.171	87.2	33.296	94.9	1:42.969
3	48.679	47.2	1:03.132	59.0	49.781	58.4	2:41.592	8	29.717	102.5	39.484	87.8	33.746	95.1	1:42.947
4	47.929	52.2	1:02.824	63.3	49.072	62.5	2:39.825	9	30.390	103.1	38.616	87.4	33.223	94.9	1:42.229
5	46.551	60.3	57.909	63.0	47.303	55.0	2:31.763	10							
24	Michael DOYLE	In Tune with Robertshaw Racing													
1	98.4	40.272	87.5	33.667	93.7	1:50.810	6	41.036	63.2	50.263	61.5	47.931	96.4	2:19.230	
2	42.886	62.1	57.800	68.5	49.665	59.2	2:30.351	7	29.734	103.1	38.757	89.6	33.278	96.1	1:41.769
3	46.905	51.3	1:02.792	63.0	49.908	56.5	2:39.605	8	30.466	102.3	39.972	86.7	34.014	94.5	1:44.452
4	48.438	51.3	1:01.396	62.4	49.780	64.7	2:39.614	9	29.908	102.1	38.795	88.9	33.131	94.3	1:41.834
5	46.369	55.3	58.103	72.0	49.083	60.4	2:33.555	10							

Oulton
Circuit Length = 2.2260 miles
Start: 15:32 End: 15:53

Weather / Track : Cloudy / Damp

ELF Renault Clio Cup
ROUND 5 - SECTOR ANALYSIS

25	Robert LAWSON	JHR Development														
1	102.5	41.277	88.0	33.634	94.9	1:51.566	6	41.594	62.4	49.849	64.3	47.861	96.0	2:19.304		
2	42.732	58.8	57.695	68.7	49.593	58.7	2:30.020	7	29.844	102.1	39.000	89.5	33.494	95.3	1:42.338	
3	47.336	48.5	1:02.919	61.0	49.715	56.6	2:39.970	8	30.451	101.7	39.716	88.9	34.159	95.3	1:44.326	
4	48.542	50.2	1:01.016	61.0	50.024	59.1	2:39.582	9	29.992	102.3	39.030	87.8	33.823	95.2	1:42.845	
5	46.366	54.4	58.057	81.2	48.715	63.4	2:33.138	10								
26	Barry BENHAM	Team TWC														
1		96.6	41.625	86.4	34.696	95.5	1:55.356	6	42.108	63.4	48.439	57.1	46.563	95.5	2:17.110	
2	44.784	50.4	1:00.158	54.3	47.710	54.9	2:32.652	7	30.652	100.9	40.179	88.3	33.588	95.7	1:44.419	
3	48.851	44.1	1:03.164	55.8	49.677	56.8	2:41.692	8	30.656	101.2	40.448	87.2	34.132	94.9	1:45.236	
4	47.756	51.1	1:03.874	69.3	48.168	64.5	2:39.798	9	30.226	102.1	40.235	87.8	34.104	95.1	1:44.565	
5	46.890	60.6	57.688	68.3	47.137	50.6	2:31.715	10								
27	Dan EAGLING	Glenn Eagling Motorsport														
1		99.9	41.592	89.7	34.997	95.7	1:55.826	6	42.580	68.7	47.957	57.7	47.196	95.6	2:17.733	
2	45.348	51.7	1:00.523	70.5	46.991	57.0	2:32.862	7	30.336	102.6	39.889	88.0	34.301	95.3	1:44.526	
3	49.271	52.3	1:02.903	63.1	49.202	58.3	2:41.376	8	29.914	103.7	39.638	88.3	33.897	95.9	1:43.449	
4	48.460	58.2	1:04.527	83.5	47.143	59.9	2:40.130	9	30.816	100.0	39.101	88.3	33.565	95.5	1:43.482	
5	47.087	64.7	58.091	71.2	46.320	49.7	2:31.498	10								
33	Aron SMITH	Mardi Gras Motorsport														
1		98.4	41.399	87.7	34.570	89.1	1:56.721	6	43.130	79.0	45.206	58.1	47.708	94.7	2:16.044	
2	47.735	52.8	1:00.013	77.0	46.129	67.9	2:33.877	7	30.903	96.3	39.087	88.7	33.862	94.7	1:43.852	
3	51.207	51.8	1:02.469	69.6	48.373	48.2	2:42.049	8	30.194	101.1	39.227	87.8	34.308	94.9	1:43.729	
4	50.088	61.6	1:03.657	78.5	46.589	64.5	2:40.334	9	30.203	100.0	39.814	86.6	34.074	94.0	1:44.091	
5	47.935	61.1	58.105	79.0	46.016	60.0	2:32.056	10								
34	Martin BYFORD	Z Speed Racing														
1		95.1	39.607	88.1	33.707	94.4	1:49.894	6	41.662	66.5	50.633	60.0	47.591	95.7	2:19.886	
2	41.788	63.1	57.436	61.3	50.498	59.0	2:29.722	7	29.970	102.8	38.714	88.9	33.280	95.3	1:41.964	
3	46.832	53.0	1:00.691	58.2	52.274	53.3	2:39.797	8	29.760	102.5	38.892	88.7	33.298	95.9	1:41.950	
4	48.727	52.2	1:00.747	54.8	50.038	61.3	2:39.512	9	30.024	101.8	38.857	88.1	33.181	95.2	1:42.062	
5	46.358	61.0	57.351	68.9	49.766	67.1	2:33.475	10								
36	Chris LAW	Team Pyro														
1		91.2	43.075	88.4	34.663	88.8	1:59.845	6	42.983	88.9	42.272	65.1	49.950	95.5	2:15.205	
2	50.723	57.7	1:00.780	88.4	44.322	60.1	2:35.825	7	30.973	101.7	38.953	88.8	33.840	96.0	1:43.766	
3	51.156	53.3	1:05.793	77.7	45.432	55.5	2:42.381	8	30.685	101.1	38.752	89.0	33.944	95.6	1:43.381	
4	53.111	79.8	1:06.786	82.7	41.912	52.1	2:41.809	9	31.162	100.2	39.017	89.0	33.961	94.7	1:44.140	
5	47.967	45.2	56.442	86.7	47.525	65.5	2:31.934	10								
38	Steve WOOD	JHR Developments														
1		98.8	40.956	88.7	34.034	95.5	1:54.110	6	41.964	57.0	48.917	57.8	46.578	95.1	2:17.459	
2	44.940	54.5	59.697	56.5	47.918	62.6	2:32.555	7	31.400	101.7	39.372	89.1	34.127	94.8	1:44.899	
3	48.640	49.6	1:03.163	62.3	50.122	59.8	2:41.925	8	30.192	102.5	40.147	87.2	34.516	94.9	1:44.855	
4	47.651	54.0	1:02.822	62.4	49.284	65.1	2:39.757	9	52.760	93.3	39.581	88.8	33.628	95.1	2:05.969	
5	46.113	62.1	58.106	65.2	47.345	56.1	2:31.564	10								
44	Jamie CLELAND	Cleland Motorsport														
1		Out	95.9	45.857	81.3	36.198	93.7	2:06.562	6	42.563	66.2	42.076	70.9	49.849	95.9	2:14.488
2	49.672	64.7	1:03.525	87.4	41.033	67.0	2:34.230	7	30.763	102.5	39.437	89.4	34.520	81.0	1:44.720	
3	50.173	53.1	1:09.932	86.3	In		2:41.018 P	8	31.741	99.3	38.859	89.0	33.547	94.3	1:44.147	
4		Out	96.3	45.030	84.9	34.712	94.0	3:25.392	9	30.057	101.8	38.325	88.7	33.297	95.2	1:41.679
5	31.946	92.3	43.096	77.9	35.446	73.6	1:50.488	10								
46	Robert GAFFNEY	EPS UK with IDL Racing Services														
1		Out	93.9	45.865	78.1	In		2:16.198 P	6	43.670	70.1	42.163	76.1	50.164	94.8	2:15.997
2		Out	92.9	41.691	86.6	34.720	93.9	3:03.084	7	30.777	99.9	39.615	89.4	35.085	88.4	1:45.477
3	31.634	94.1	53.226	85.9	38.306	52.1	2:03.166	8	31.987	98.4	40.687	87.0	34.955	93.5	1:47.629	
4	54.198	84.7	1:10.269	87.6	38.877	73.1	2:43.344	9	31.128	95.7	40.132	87.8	33.918	94.5	1:45.178	
5	46.064	49.8	59.041	87.4	44.825	67.9	2:29.930	10								

Oulton
Circuit Length = 2.2260 miles
Start: 15:32 End: 15:53

Weather / Track : Cloudy / Damp

ELF Renault Clio Cup
ROUND 5 - SECTOR ANALYSIS

49	Chris DYMOND		Robertshaw Racing												
1	93.1	41.534	87.7	34.648	85.7	1:57.667	6	43.022	73.7	44.541	57.0	48.530	93.3	2:16.093	
2	49.520	52.8	59.334	73.6	46.559	68.5	2:35.413	7	31.127	98.0	39.172	88.5	33.477	95.2	1:43.776
3	50.731	47.1	1:03.898	71.9	46.151	56.1	2:40.780	8	41.845	90.0	40.273	88.8	34.682	94.8	1:56.800
4	51.501	57.5	1:05.190	67.0	44.029	66.3	2:40.720	9	31.042	100.6	39.070	88.3	33.605	94.8	1:43.717
5	49.120	54.3	57.601	72.8	45.753	66.1	2:32.474	10							
66	Andrew BENTLEY		Double Six Racing												
1	97.4	41.581	89.1	34.215	94.7	1:55.953	6	42.850	75.0	47.448	59.1	47.181	96.4	2:17.479	
2	46.772	55.1	1:00.209	75.3	46.199	61.7	2:33.180	7	30.455	99.0	39.517	89.0	33.177	96.7	1:43.149
3	49.689	56.4	1:03.161	69.4	48.670	57.1	2:41.520	8	30.069	100.9	37.423	91.1	33.421	95.6	1:40.913
4	49.462	57.7	1:04.609	73.0	46.001	64.7	2:40.072	9	29.914	103.9	37.693	89.1	32.764	96.7	1:40.371
5	47.508	71.5	57.834	78.8	46.220	44.7	2:31.562	10							
77	Andrew JORDAN		Team Eurotech-John Guest Speedfit												
1	93.6	40.676	87.5	34.687	88.8	1:53.583	6	41.912	63.4	49.029	69.9	46.994	95.6	2:17.935	
2	43.676	53.5	58.936	64.0	48.836	59.0	2:31.448	7	30.025	101.5	39.075	89.8	33.507	95.6	1:42.607
3	48.243	50.5	1:02.731	57.0	50.352	57.3	2:41.326	8	29.836	101.8	39.203	89.5	33.694	95.6	1:42.733
4	47.602	53.8	1:02.155	66.7	49.080	61.5	2:38.837	9	30.080	98.4	39.016	88.0	33.751	94.3	1:42.847
5	46.635	57.4	58.753	66.4	47.164	61.2	2:32.552	10							
88	Finlay CROCKER		Cleland Motorsport												
1	Out	91.7	45.230	79.4	36.571	90.9	2:07.004	6	43.530	69.8	41.897	84.1	51.091	91.4	2:16.518
2	49.948	61.0	1:04.320	85.7	40.046	64.3	2:34.314	7	33.827	99.9	40.003	85.9	34.667	91.4	1:48.497
3	50.402	50.0	1:10.190	84.7	39.838	53.1	2:40.430	8	30.690	92.4	39.903	86.8	34.728	92.8	1:45.321
4	53.798	85.9	1:08.932	84.6	40.547	75.3	2:43.277	9	31.027	98.7	40.314	86.4	34.255	92.1	1:45.596
5	45.886	55.6	57.845	85.1	46.202	69.0	2:29.933	10							

ELF Renault Clio Cup

ROUND 5 - SPEED TRAPS

SECTOR 1				SECTOR 2			FINISH LINE			
POS	NO	NAME	MPH	NO	NAME	MPH	NO	NAME	MPH	
1	5	Philip HOUSE	104.2	66	Andrew BENTLEY	91.1	66	Andrew BENTLEY	96.7	
2	66	Andrew BENTLEY	103.9	5	Philip HOUSE	89.8	24	Michael DOYLE	96.4	
3	27	Dan EAGLING	103.7	16	Jonathan SHEPHERD	89.8	3	Andrew HERRON	96.0	
4	17	David SHEPHERD	103.6	77	Andrew JORDAN	89.8	5	Philip HOUSE	96.0	
5	9	Jonathan FILDES	103.1	27	Dan EAGLING	89.7	25	Robert LAWSON	96.0	
6	23	Chris PANAYIOTOU	103.1	2	Jim EDWARDS Jnr	89.6	36	Chris LAW	96.0	
7	24	Michael DOYLE	103.1	6	Ben WINROW	89.6	17	David SHEPHERD	95.9	
8	2	Jim EDWARDS Jnr	102.9	9	Jonathan FILDES	89.6	27	Dan EAGLING	95.9	
9	18	Mark SPELLER	102.8	24	Michael DOYLE	89.6	34	Martin BYFORD	95.9	
10	19	Ant SCRAGG	102.8	18	Mark SPELLER	89.5	44	Jamie CLELAND	95.9	
11	34	Martin BYFORD	102.8	25	Robert LAWSON	89.5	16	Jonathan SHEPHERD	95.7	
12	25	Robert LAWSON	102.5	15	Chris RICE	89.4	18	Mark SPELLER	95.7	
13	38	Steve WOOD	102.5	44	Jamie CLELAND	89.4	26	Barry BENHAM	95.7	
14	44	Jamie CLELAND	102.5	46	Robert GAFFNEY	89.4	9	Jonathan FILDES	95.6	
15	6	Ben WINROW	102.3	3	Andrew HERRON	89.2	77	Andrew JORDAN	95.6	
16	26	Barry BENHAM	102.1	1	James WILLIAMS	89.1	6	Ben WINROW	95.5	
17	3	Andrew HERRON	102.0	17	David SHEPHERD	89.1	10	Ciaran BUTLER	95.5	
18	14	Ed PEAD	102.0	38	Steve WOOD	89.1	21	Stefan HODGETTS	95.5	
19	21	Stefan HODGETTS	102.0	19	Ant SCRAGG	89.0	38	Steve WOOD	95.5	
20	10	Ciaran BUTLER	101.8	36	Chris LAW	89.0	1	James WILLIAMS	95.2	
21	15	Chris RICE	101.8	8	Alex MACDOWALL	88.9	14	Ed PEAD	95.2	
22	77	Andrew JORDAN	101.8	34	Martin BYFORD	88.9	49	Chris DYMOND	95.2	
23	13	Guy PARR	101.7	10	Ciaran BUTLER	88.8	15	Chris RICE	95.1	
24	36	Chris LAW	101.7	49	Chris DYMOND	88.8	23	Chris PANAYIOTOU	95.1	
25	16	Jonathan SHEPHERD	101.2	33	Aron SMITH	88.7	33	Aron SMITH	94.9	
26	1	James WILLIAMS	101.1	21	Stefan HODGETTS	88.5	46	Robert GAFFNEY	94.8	
27	8	Alex MACDOWALL	101.1	26	Barry BENHAM	88.3	2	Jim EDWARDS Jnr	94.4	
28	33	Aron SMITH	101.1	14	Ed PEAD	88.2	13	Guy PARR	94.4	
29	49	Chris DYMOND	100.6	13	Guy PARR	88.0	19	Ant SCRAGG	94.4	
30	46	Robert GAFFNEY	99.9	23	Chris PANAYIOTOU	87.8	8	Alex MACDOWALL	94.3	
31	88	Finlay CROCKER	99.9	88	Finlay CROCKER	86.8	88	Finlay CROCKER	92.8	

Weather / Track : Cloudy / Damp

www.msttiming.com

Oulton
Circuit Length = 2.2260 miles
Start: 15:32 End: 15:53

Printed - 15.54 Sunday, 24 June 2007

ELF Renault Clio Cup

ROUND 5 - BEST SECTOR TIMES

SECTOR 1			SECTOR 2			SECTOR 3			IDEAL / BEST COMPARISON						
POS	NO	NAME	TIME	NO	NAME	TIME	NO	NAME	TIME	POS	NO	NAME	IDEAL	BEST	DIFF
1	6	WINROW	29.569	66	BENTLEY	37.423	66	BENTLEY	32.764	1	66	BENTLEY	1:40.101	1:40.371	0.270
2	9	FILDES	29.692	21	HODGETTS	38.262	24	DOYLE	33.131	2	21	HODGETTS	1:41.342	1:41.383	0.041
3	23	PANAYIOTOU	29.717	44	CLELAND	38.325	5	HOUSE	33.134	3	5	HOUSE	1:41.517	1:41.527	0.010
4	21	HODGETTS	29.725	5	HOUSE	38.343	34	BYFORD	33.181	4	23	PANAYIOTOU	1:41.556	1:42.229	0.673
5	24	DOYLE	29.734	14	PEAD	38.501	23	PANAYIOTOU	33.223	5	6	WINROW	1:41.577	1:41.661	0.084
6	34	BYFORD	29.760	23	PANAYIOTOU	38.616	6	WINROW	33.229	6	24	DOYLE	1:41.622	1:41.769	0.147
7	18	SPELLER	29.799	1	WILLIAMS	38.633	14	PEAD	33.263	7	14	PEAD	1:41.632	1:41.846	0.214
8	77	JORDAN	29.836	34	BYFORD	38.714	44	CLELAND	33.297	8	34	BYFORD	1:41.655	1:41.950	0.295
9	25	LAWSON	29.844	36	LAW	38.752	21	HODGETTS	33.355	9	44	CLELAND	1:41.679	1:41.679	0.000
10	15	RICE	29.856	24	DOYLE	38.757	18	SPELLER	33.385	10	9	FILDES	1:41.921	1:41.921	0.000
11	14	PEAD	29.868	10	BUTLER	38.761	9	FILDES	33.439	11	18	SPELLER	1:42.203	1:42.826	0.623
12	27	EAGLING	29.914	6	WINROW	38.779	49	DYMOND	33.477	12	25	LAWSON	1:42.338	1:42.338	0.000
13	66	BENTLEY	29.914	9	FILDES	38.790	25	LAWSON	33.494	13	77	JORDAN	1:42.359	1:42.607	0.248
14	19	SCRAGG	29.981	2	EDWARDS Jnr	38.903	77	JORDAN	33.507	14	15	RICE	1:42.512	1:42.736	0.224
15	3	HERRON	29.987	25	LAWSON	39.000	2	EDWARDS Jnr	33.541	15	2	EDWARDS Jnr	1:42.516	1:42.882	0.366
16	16	SHEPHERD	30.032	77	JORDAN	39.016	27	EAGLING	33.565	16	27	EAGLING	1:42.580	1:43.449	0.869
17	5	HOUSE	30.040	18	SPELLER	39.019	26	BENHAM	33.588	17	19	SCRAGG	1:42.747	1:43.122	0.375
18	44	CLELAND	30.057	17	SHEPHERD	39.031	15	RICE	33.598	18	16	SHEPHERD	1:42.782	1:42.909	0.127
19	2	EDWARDS Jnr	30.072	16	SHEPHERD	39.045	38	WOOD	33.628	19	3	HERRON	1:43.119	1:43.577	0.458
20	17	SHEPHERD	30.189	15	RICE	39.058	19	SCRAGG	33.667	20	33	SMITH	1:43.143	1:43.729	0.586
21	38	WOOD	30.192	49	DYMOND	39.070	8	MACDOWALL	33.682	21	38	WOOD	1:43.192	1:44.855	1.663
22	33	SMITH	30.194	3	HERRON	39.085	16	SHEPHERD	33.705	22	36	LAW	1:43.277	1:43.381	0.104
23	26	BENHAM	30.226	33	SMITH	39.087	36	LAW	33.840	23	1	WILLIAMS	1:43.374	1:43.525	0.151
24	13	PARR	30.306	19	SCRAGG	39.099	33	SMITH	33.862	24	13	PARR	1:43.569	1:45.507	1.938
25	8	MACDOWALL	30.447	27	EAGLING	39.101	1	WILLIAMS	33.884	25	49	DYMOND	1:43.589	1:43.717	0.128
26	10	BUTLER	30.592	13	PARR	39.201	46	GAFFNEY	33.918	26	8	MACDOWALL	1:43.639	1:43.639	0.000
27	36	LAW	30.685	38	WOOD	39.372	3	HERRON	34.047	27	10	BUTLER	1:43.914	2:00.956	17.042
28	88	CROCKER	30.690	8	MACDOWALL	39.510	13	PARR	34.062	28	26	BENHAM	1:43.993	1:44.419	0.426
29	46	GAFFNEY	30.777	46	GAFFNEY	39.615	88	CROCKER	34.255	29	46	GAFFNEY	1:44.310	1:45.178	0.868
30	1	WILLIAMS	30.857	88	CROCKER	39.903	10	BUTLER	34.561	30	17	SHEPHERD	1:44.470	1:58.201	13.731
31	49	DYMOND	31.042	26	BENHAM	40.179	17	SHEPHERD	35.250	31	88	CROCKER	1:44.848	1:45.321	0.473
											Perfect Lap		1:39.756		

Weather / Track : Cloudy / Damp

www.msttiming.com

Oulton
Circuit Length = 2.2260 miles
Start: 15:32 End: 15:53

Printed - 15.55 Sunday, 24 June 2007

ELF Renault Clio Cup

ROUND 5 - LAP CHART

Lap 1			Lap 2			Lap 3			Lap 4			Lap 5		
No	Behind	Laptime	No	Behind	Laptime	No	Behind	Laptime	No	Behind	Laptime	No	Behind	Laptime
21		1:48.703	21		2:29.290	21		2:39.857	21		2:38.942	21		2:33.269
14	0.603	1:49.306	14	0.693	2:29.380	14	0.984	2:40.148	14	0.910	2:38.868	14	1.004	2:33.363
34	1.191	1:49.894	34	1.623	2:29.722	34	1.563	2:39.797	34	2.133	2:39.512	34	2.339	2:33.475
9	1.379	1:50.082	9	2.641	2:30.552	9	2.357	2:39.573	9	2.736	2:39.321	9	3.255	2:33.788
24	2.107	1:50.810	24	3.168	2:30.351	24	2.916	2:39.605	24	3.588	2:39.614	24	3.874	2:33.555
25	2.863	1:51.566	25	3.593	2:30.020	25	3.706	2:39.970	25	4.346	2:39.582	25	4.215	2:33.138
6	3.290	1:51.993	6	4.473	2:30.473	6	4.756	2:40.140	6	5.332	2:39.518	6	4.840	2:32.777
2	3.957	1:52.660	2	5.135	2:30.468	2	5.762	2:40.484	2	6.169	2:39.349	2	5.453	2:32.553
5	4.231	1:52.934	5	6.521	2:31.580	5	7.875	2:41.211	5	7.517	2:38.584	5	7.008	2:32.760
77	4.880	1:53.583	77	7.038	2:31.448	77	8.507	2:41.326	77	8.402	2:38.837	77	7.685	2:32.552
18	5.015	1:53.718	18	7.457	2:31.732	18	9.077	2:41.477	18	9.025	2:38.890	18	8.479	2:32.723
8	5.220	1:53.923	8	7.944	2:32.014	8	9.888	2:41.801	8	9.992	2:39.046	8	9.314	2:32.591
38	5.407	1:54.110	38	8.672	2:32.555	38	10.740	2:41.925	38	11.555	2:39.757	38	9.850	2:31.564
23	6.321	1:55.024	23	9.431	2:32.400	23	11.166	2:41.592	23	12.049	2:39.825	23	10.543	2:31.763
26	6.653	1:55.356	26	10.015	2:32.652	26	11.850	2:41.692	26	12.706	2:39.798	26	11.152	2:31.715
27	7.123	1:55.826	27	10.695	2:32.862	27	12.214	2:41.376	27	13.402	2:40.130	27	11.631	2:31.498
66	7.250	1:55.953	66	11.140	2:33.180	66	12.803	2:41.520	66	13.933	2:40.072	66	12.226	2:31.562
3	7.574	1:56.277	3	11.487	2:33.203	3	13.381	2:41.751	3	14.524	2:40.085	3	13.799	2:32.544
33	8.018	1:56.721	33	12.605	2:33.877	33	14.797	2:42.049	33	16.189	2:40.334	33	14.976	2:32.056
19	8.310	1:57.013	19	13.870	2:34.850	19	15.566	2:41.553	19	16.993	2:40.369	19	15.925	2:32.201
49	8.964	1:57.667	49	15.087	2:35.413	49	16.010	2:40.780	49	17.788	2:40.720	49	16.993	2:32.474
16	9.570	1:58.273	16	15.823	2:35.543	16	16.722	2:40.756	16	18.412	2:40.632	16	17.682	2:32.539
15	10.048	1:58.751	15	16.348	2:35.590	15	17.999	2:41.508	15	19.702	2:40.645	15	18.566	2:32.133
1	10.442	1:59.145	1	16.941	2:35.789	1	19.322	2:42.238	1	21.722	2:41.342	1	20.006	2:31.553
36	11.142	1:59.845	36	17.677	2:35.825	36	20.201	2:42.381	36	23.068	2:41.809	36	21.733	2:31.934
13	12.040	2:00.743	13	18.542	2:35.792	13	20.935	2:42.250	10	24.358	2:40.932	13	22.464	2:28.583
10	12.253	2:00.956	10	20.761	2:37.798	10	22.368	2:41.464	13	27.150	2:45.157	10	24.130	2:33.041
17	16.125	2:04.828	17	21.214	2:34.379	17	22.851	2:41.494	17	27.674	2:43.765	17	24.452	2:30.047
44	17.859	2:06.562	44	22.799	2:34.230	88	23.898	2:40.430	88	28.233	2:43.277	88	24.897	2:29.933
88	18.301	2:07.004	88	23.325	2:34.314	44	23.960	2:41.018	46	29.000	2:43.344	46	25.661	2:29.930
46	27.495	2:16.198	46	1:01.289	3:03.084 P	46	24.598	2:03.166	44	1:10.410	3:25.392 P	44	27.629	1:50.488

ELF Renault Clio Cup
ROUND 5 - LAP CHART

Lap 6			Lap 7			Lap 8			Lap 9		
No	Behind	Laptime	No	Behind	Laptime	No	Behind	Laptime	No	Behind	Laptime
21		2:21.251	21		1:41.383	21		1:41.533	21		1:42.497
14	0.610	2:20.857	14	1.073	1:41.846	14	1.701	1:42.161	34	1.537	1:42.062
34	0.974	2:19.886	34	1.555	1:41.964	34	1.972	1:41.950	14	2.105	1:42.901
9	1.591	2:19.587	9	2.129	1:41.921	6	4.745	1:42.850	6	3.909	1:41.661
24	1.853	2:19.230	24	2.239	1:41.769	24	5.158	1:44.452	24	4.495	1:41.834
25	2.268	2:19.304	25	3.223	1:42.338	9	5.565	1:44.969	9	5.659	1:42.591
6	2.896	2:19.307	6	3.428	1:41.915	25	6.016	1:44.326	25	6.364	1:42.845
2	3.382	2:19.180	5	4.064	1:41.527	5	6.219	1:43.688	5	6.744	1:43.022
5	3.920	2:18.163	2	5.236	1:43.237	77	6.793	1:42.733	77	7.143	1:42.847
77	4.369	2:17.935	77	5.593	1:42.607	2	7.526	1:43.823	66	7.474	1:40.371
18	4.840	2:17.612	18	6.283	1:42.826	18	7.722	1:42.972	2	7.911	1:42.882
38	6.058	2:17.459	23	8.068	1:42.969	23	9.482	1:42.947	18	8.234	1:43.009
8	6.267	2:18.204	8	9.570	1:44.686	66	9.600	1:40.913	23	9.214	1:42.229
23	6.482	2:17.190	38	9.574	1:44.899	8	12.848	1:44.811	8	13.990	1:43.639
26	7.011	2:17.110	26	10.047	1:44.419	38	12.896	1:44.855	27	14.157	1:43.482
27	8.113	2:17.733	66	10.220	1:43.149	27	13.172	1:43.449	26	15.818	1:44.565
66	8.454	2:17.479	27	11.256	1:44.526	26	13.750	1:45.236	33	16.028	1:44.091
3	9.518	2:16.970	3	12.057	1:43.922	3	14.101	1:43.577	19	16.684	1:44.142
33	9.769	2:16.044	33	12.238	1:43.852	33	14.434	1:43.729	3	16.975	1:45.371
19	11.260	2:16.586	19	12.999	1:43.122	19	15.039	1:43.573	15	17.389	1:43.065
49	11.835	2:16.093	49	14.228	1:43.776	15	16.821	1:42.736	16	17.958	1:42.909
16	12.934	2:16.503	16	14.942	1:43.391	16	17.546	1:44.137	36	21.561	1:44.140
15	13.831	2:16.516	15	15.618	1:43.170	1	18.612	1:43.722	1	21.826	1:45.711
1	14.281	2:15.526	1	16.423	1:43.525	36	19.918	1:43.381	44	25.999	1:41.679
36	15.687	2:15.205	36	18.070	1:43.766	44	26.817	1:44.147	49	30.715	1:43.717
13	17.344	2:16.131	13	23.388	1:47.427	13	29.398	1:47.543	13	32.408	1:45.507
10	17.676	2:14.797	44	24.203	1:44.720	49	29.495	1:56.800	46	33.278	1:45.178
17	18.816	2:15.615	46	24.501	1:45.477	46	30.597	1:47.629	88	34.165	1:45.596
88	20.164	2:16.518	88	27.278	1:48.497	88	31.066	1:45.321	38	36.368	2:05.969
46	20.407	2:15.997	17	35.634	1:58.201						
44	20.866	2:14.488									

ELF Renault Clio Cup

ROUND 5 - POSITION CHART

No	Name	Laps Pos	1	2	3	4	5	6	7	8	9
			21	HODGETTS	1	21	21	21	21	21	21
14	PEAD	2	14	14	14	14	14	14	14	14	34
34	BYFORD	3	34	34	34	34	34	34	34	34	14
9	FILDES	4	9	9	9	9	9	9	9	6	6
24	DOYLE	5	24	24	24	24	24	24	24	24	24
25	LAWSON	6	25	25	25	25	25	25	25	9	9
6	WINROW	7	6	6	6	6	6	6	6	25	25
2	EDWARDS Jnr	8	2	2	2	2	2	2	5	5	5
5	HOUSE	9	5	5	5	5	5	5	2	77	77
77	JORDAN	10	77	77	77	77	77	77	77	2	66
18	SPELLER	11	18	18	18	18	18	18	18	18	2
8	MACDOWALL	12	8	8	8	8	8	38	23	23	18
38	WOOD	13	38	38	38	38	38	8	8	66	23
23	PANAYIOTOU	14	23	23	23	23	23	23	38	8	8
26	BENHAM	15	26	26	26	26	26	26	26	38	27
27	EAGLING	16	27	27	27	27	27	27	66	27	26
66	BENTLEY	17	66	66	66	66	66	66	27	26	33
3	HERRON	18	3	3	3	3	3	3	3	3	19
33	SMITH	19	33	33	33	33	33	33	33	33	3
19	SCRAGG	20	19	19	19	19	19	19	19	19	15
49	DYMOND	21	49	49	49	49	49	49	49	15	16
16	SHEPHERD	22	16	16	16	16	16	16	16	16	36
15	RICE	23	15	15	15	15	15	15	15	1	1
1	WILLIAMS	24	1	1	1	1	1	1	1	36	44
36	LAW	25	36	36	36	36	36	36	36	44	49
13	PARR	26	13	13	13	10	13	13	13	13	13
10	BUTLER	27	10	10	10	13	10	10	44	49	46
17	SHEPHERD	28	17	17	17	17	17	17	46	46	88
44	CLELAND	29	44	44	88	88	88	88	88	88	38
88	CROCKER	30	88	88	44	46	46	46	17		
46	GAFFNEY	31	46	46	46	44	44	44			

Weather / Track : Cloudy / Damp